

CONSOLIDATED STATEMENT OF APPROPRIATIONS, ALLOTMENTS, OBLIGATIONS, DISBURSEMENTS AND BALANCES

For the Period: 01-Jan-25 — 31-Dec-25

FAR No. 1
By Program/Project/Activity
By Allotment Class

Department: 07 - Department of Education
 Agency: 001 - Office of the Secretary
 Operating Unit: Division of Valenzuela
 Division: Valenzuela City
 Region: National Capital Region
 Organizational Code (UACS): 070010813016
 Funding Source Code: 01 101101

Regular Appropriations
Current Appropriations

UACS CODE / PARTICULARS	APPROPRIATIONS			ALLOTMENTS					CURRENT YEAR OBLIGATIONS				
	Authorized Appropriations	Adjustments (Transfer To)/From Realignment	Adjusted Appropriations	Allotments Received	Adjustments (Withdrawal, Realignment)	Transfer To	Transfer From	Adjusted Total Allotments	1st Qtr Ending March 31	2nd Qtr Ending June 30	3rd Qtr Ending September 30	4th Qtr Ending December 31	Total Obligations
I. CURRENT YEAR BUDGET/APPROPRIATIONS													
1. Agency Specific Budget													
General Administration and Support (GAS)													
100000100001000 General Management and Supervision - Central Office													
PS	0.00	27,887,200.00	27,887,200.00	0.00	0.00	0.00	27,887,200.00	27,887,200.00	0.00	0.00	0.00	27,887,200.00	27,887,200.00
Total	0.00	27,887,200.00	27,887,200.00	0.00	0.00	0.00	27,887,200.00	27,887,200.00	0.00	0.00	0.00	27,887,200.00	27,887,200.00
100000100001000 General Management and Supervision - Division Office - Proper													
PS	23,412,000.00	64,160,742.09	87,572,742.09	23,412,000.00	64,160,742.09	0.00	0.00	87,572,742.09	4,959,349.24	6,819,437.69	3,367,735.60	68,579,630.38	83,726,152.91
MOOE	12,289,000.00	0.00	12,289,000.00	12,289,000.00	0.00	0.00	0.00	12,289,000.00	1,025,397.35	2,066,747.25	6,022,028.36	2,327,880.98	11,442,053.94
Total	35,701,000.00	64,160,742.09	99,861,742.09	35,701,000.00	64,160,742.09	0.00	0.00	99,861,742.09	5,984,746.59	8,886,184.94	9,389,763.96	70,907,511.36	95,168,206.85
100000100002000 Administration of Personnel Benefits													
PS	0.00	6,384,293.00	6,384,293.00	0.00	0.00	0.00	6,384,293.00	6,384,293.00	404,348.00	1,329,086.00	1,629,670.00	3,021,189.00	6,384,293.00
Total	0.00	6,384,293.00	6,384,293.00	0.00	0.00	0.00	6,384,293.00	6,384,293.00	404,348.00	1,329,086.00	1,629,670.00	3,021,189.00	6,384,293.00
Support to Operations (STO)													
200000100001000 Physical Fitness and School Sports													
MOOE	0.00	737,250.00	737,250.00	0.00	0.00	0.00	737,250.00	737,250.00	0.00	0.00	455,500.00	18,950.00	474,450.00
Total	0.00	737,250.00	737,250.00	0.00	0.00	0.00	737,250.00	737,250.00	0.00	0.00	455,500.00	18,950.00	474,450.00
200000100013000 Operational Expenses of the DepEd - Election Task Force													
MOOE	0.00	347,029.91	347,029.91	0.00	0.00	0.00	347,029.91	347,029.91	0.00	120,000.00	171,620.00	0.00	291,620.00
Total	0.00	347,029.91	347,029.91	0.00	0.00	0.00	347,029.91	347,029.91	0.00	120,000.00	171,620.00	0.00	291,620.00
200000100006000 Learner Support Programs													
PS	2,669,000.00	1,406,376.00	4,075,376.00	2,669,000.00	0.00	0.00	1,406,376.00	4,075,376.00	924,531.07	1,102,258.32	712,285.81	1,270,810.53	4,009,885.73
MOOE	0.00	767,830.00	767,830.00	0.00	0.00	0.00	767,830.00	767,830.00	0.00	0.00	1,800.00	317,155.00	318,955.00
Total	2,669,000.00	2,174,206.00	4,843,206.00	2,669,000.00	0.00	0.00	2,174,206.00	4,843,206.00	924,531.07	1,102,258.32	714,085.81	1,587,965.53	4,328,840.73
200000100007000 Building Partnerships and Linkages Program													
MOOE	0.00	218,000.00	218,000.00	0.00	0.00	0.00	218,000.00	218,000.00	0.00	78,750.00	0.00	113,969.22	192,719.22
Total	0.00	218,000.00	218,000.00	0.00	0.00	0.00	218,000.00	218,000.00	0.00	78,750.00	0.00	113,969.22	192,719.22
200000100011000 Organizational and Professional Development for Non-Teaching Personnel													
MOOE	0.00	129,000.00	129,000.00	0.00	0.00	0.00	129,000.00	129,000.00	0.00	0.00	0.00	0.00	0.00

CONSOLIDATED STATEMENT OF APPROPRIATIONS, ALLOTMENTS, OBLIGATIONS, DISBURSEMENTS AND BALANCES

For the Period: 01-Jan-25 31-Dec-25

FAR No. 1
By Program/Project/Activity
By Allotment Class

Department: 07 - Department of Education
 Agency: 001 - Office of the Secretary
 Operating Unit: Division of Valenzuela
 Division: Valenzuela City
 Region: National Capital Region
 Organizational Code (UACS): 070010813016
 Funding Source Code: 01 101101

Regular Appropriations
Current Appropriations

UACS CODE / PARTICULARS	CURRENT YEAR DISBURSEMENTS					BALANCES		UNPAID OBLIGATIONS	
	1st Qtr Ending March 31	2nd Qtr Ending June 30	3rd Qtr Ending September 30	4th Qtr Ending December 31	Total Disbursements	Unreleased Appropriations	Unobligated Allotment	Due and Demandable	Not Yet Due and Demandable
I. CURRENT YEAR BUDGET/APPROPRIATIONS									
1. Agency Specific Budget									
General Administration and Support (GAS)									
100000100001000 General Management and Supervision - Central Office									
PS	0.00	0.00	0.00	0.00	0.00	0.00	0.00	27,887,200.00	0.00
Total	0.00	0.00	0.00	0.00	0.00	0.00	0.00	27,887,200.00	0.00
100000100001000 General Management and Supervision - Division Office - Proper									
PS	4,959,349.24	6,819,437.69	3,367,735.60	58,159,196.32	73,305,718.85	0.00	3,846,589.18	10,420,434.06	0.00
MOOE	1,025,397.35	2,066,747.25	5,964,228.36	2,384,770.74	11,441,143.70	0.00	846,946.06	910.24	0.00
Total	5,984,746.59	8,886,184.94	9,331,963.96	60,543,967.06	84,746,862.55	0.00	4,693,535.24	10,421,344.30	0.00
100000100002000 Administration of Personnel Benefits									
PS	404,348.00	1,329,086.00	1,523,086.00	3,127,773.00	6,384,293.00	0.00	0.00	0.00	0.00
Total	404,348.00	1,329,086.00	1,523,086.00	3,127,773.00	6,384,293.00	0.00	0.00	0.00	0.00
Support to Operations (STO)									
200000100001000 Physical Fitness and School Sports									
MOOE	0.00	0.00	105,500.00	355,450.00	460,950.00	0.00	262,800.00	13,500.00	0.00
Total	0.00	0.00	105,500.00	355,450.00	460,950.00	0.00	262,800.00	13,500.00	0.00
200000100013000 Operational Expenses of the DepEd - Election Task Force									
MOOE	0.00	120,000.00	2,495.00	169,125.00	291,620.00	0.00	55,409.91	0.00	0.00
Total	0.00	120,000.00	2,495.00	169,125.00	291,620.00	0.00	55,409.91	0.00	0.00
200000100006000 Learner Support Programs									
PS	924,531.07	1,102,258.32	712,285.81	1,270,810.53	4,009,885.73	0.00	65,490.27	0.00	0.00
MOOE	0.00	0.00	1,800.00	158,205.00	160,005.00	0.00	448,875.00	158,950.00	0.00
Total	924,531.07	1,102,258.32	714,085.81	1,429,015.53	4,169,890.73	0.00	514,365.27	158,950.00	0.00
200000100007000 Building Partnerships and Linkages Program									
MOOE	0.00	3,650.00	75,100.00	26,524.00	105,274.00	0.00	25,280.78	87,445.22	0.00
Total	0.00	3,650.00	75,100.00	26,524.00	105,274.00	0.00	25,280.78	87,445.22	0.00
200000100011000 Organizational and Professional Development for Non-Teaching Personnel									
MOOE	0.00	0.00	0.00	0.00	0.00	0.00	129,000.00	0.00	0.00

CONSOLIDATED STATEMENT OF APPROPRIATIONS, ALLOTMENTS, OBLIGATIONS, DISBURSEMENTS AND BALANCES

For the Period: 01-Jan-25 31-Dec-25

FAR No. 1
By Program/Project/Activity
By Allotment Class

Department: 07 - Department of Education
 Agency: 001 - Office of the Secretary
 Operating Unit: Division of Valenzuela
 Division: Valenzuela City
 Region: National Capital Region
 Organizational Code (UACS): 070010813016
 Funding Source Code: 01 101101

Regular Appropriations
Current Appropriations

UACS CODE / PARTICULARS	APPROPRIATIONS			ALLOTMENTS					CURRENT YEAR OBLIGATIONS				
	Authorized Appropriations	Adjustments (Transfer To)/From Realignment	Adjusted Appropriations	Allotments Received	Adjustments (Withdrawal, Realignment)	Transfer To	Transfer From	Adjusted Total Allotments	1st Qtr Ending March 31	2nd Qtr Ending June 30	3rd Qtr Ending September 30	4th Qtr Ending December 31	Total Obligations
Total	0.00	129,000.00	129,000.00	0.00	0.00	0.00	129,000.00	129,000.00	0.00	0.00	0.00	0.00	0.00
200000100010000 Disaster Preparedness and Response Program													
MOOE	0.00	454,600.00	454,600.00	0.00	0.00	0.00	454,600.00	454,600.00	0.00	0.00	224,845.59	53,381.30	278,226.89
Total	0.00	454,600.00	454,600.00	0.00	0.00	0.00	454,600.00	454,600.00	0.00	0.00	224,845.59	53,381.30	278,226.89
Operations													
EDUCATION POLICY DEVELOPMENT PROGRAM													
310100100003000 Basic Education Curriculum													
MOOE	0.00	14,919,301.43	14,919,301.43	0.00	0.00	0.00	14,919,301.43	14,919,301.43	0.00	481,080.00	6,902,676.00	6,774,000.00	14,157,756.00
Total	0.00	14,919,301.43	14,919,301.43	0.00	0.00	0.00	14,919,301.43	14,919,301.43	0.00	481,080.00	6,902,676.00	6,774,000.00	14,157,756.00
310100100002000 Policy and Research Program													
PS	9,784,000.00	0.00	9,784,000.00	9,784,000.00	0.00	0.00	0.00	9,784,000.00	2,071,583.37	2,790,583.37	1,395,000.03	3,526,833.23	9,784,000.00
Total	9,784,000.00	0.00	9,784,000.00	9,784,000.00	0.00	0.00	0.00	9,784,000.00	2,071,583.37	2,790,583.37	1,395,000.03	3,526,833.23	9,784,000.00
310100100004000 Curricular Programs, Learning Management Models, Standards and Strategy Development													
PS	25,735,000.00	0.00	25,735,000.00	25,735,000.00	0.00	0.00	0.00	25,735,000.00	5,458,250.00	7,341,250.00	3,655,000.00	9,280,500.00	25,735,000.00
Total	25,735,000.00	0.00	25,735,000.00	25,735,000.00	0.00	0.00	0.00	25,735,000.00	5,458,250.00	7,341,250.00	3,655,000.00	9,280,500.00	25,735,000.00
310100100005000 Development and Promotion of Campus Journalism													
MOOE	0.00	98,880.00	98,880.00	0.00	0.00	0.00	98,880.00	98,880.00	0.00	98,880.00	0.00	0.00	98,880.00
Total	0.00	98,880.00	98,880.00	0.00	0.00	0.00	98,880.00	98,880.00	0.00	98,880.00	0.00	0.00	98,880.00
310100100001000 National Assessment Systems for Basic Education													
MOOE	0.00	639,980.00	639,980.00	0.00	0.00	0.00	639,980.00	639,980.00	0.00	0.00	0.00	23,975.00	23,975.00
Total	0.00	639,980.00	639,980.00	0.00	0.00	0.00	639,980.00	639,980.00	0.00	0.00	0.00	23,975.00	23,975.00
BASIC EDUCATION INPUTS PROGRAM													
310200100004000 Textbooks and other Instructional Materials													
MOOE	0.00	6,945,000.00	6,945,000.00	0.00	0.00	0.00	6,945,000.00	6,945,000.00	0.00	0.00	0.00	6,908,400.00	6,908,400.00
Total	0.00	6,945,000.00	6,945,000.00	0.00	0.00	0.00	6,945,000.00	6,945,000.00	0.00	0.00	0.00	6,908,400.00	6,908,400.00
310200100005000 Computerization Program													
MOOE	0.00	334,400.00	334,400.00	0.00	0.00	0.00	334,400.00	334,400.00	0.00	0.00	0.00	0.00	0.00
Total	0.00	334,400.00	334,400.00	0.00	0.00	0.00	334,400.00	334,400.00	0.00	0.00	0.00	0.00	0.00
310200100002000 New School Personnel Positions													
PS	0.00	92,569,455.00	92,569,455.00	19,048,655.00	0.00	0.00	73,520,800.00	92,569,455.00	0.00	6,580,838.13	12,467,816.87	72,888,535.97	91,937,190.97
Total	0.00	92,569,455.00	92,569,455.00	19,048,655.00	0.00	0.00	73,520,800.00	92,569,455.00	0.00	6,580,838.13	12,467,816.87	72,888,535.97	91,937,190.97

CONSOLIDATED STATEMENT OF APPROPRIATIONS, ALLOTMENTS, OBLIGATIONS, DISBURSEMENTS AND BALANCES

For the Period: 01-Jan-25 — 31-Dec-25

FAR No. 1
By Program/Project/Activity
By Allotment Class

Department: 07 - Department of Education
 Agency: 001 - Office of the Secretary
 Operating Unit: Division of Valenzuela
 Division: Valenzuela City
 Region: National Capital Region
 Organizational Code (UACS): 070010813016
 Funding Source Code: 01 101101

Regular Appropriations
Current Appropriations

UACS CODE / PARTICULARS	APPROPRIATIONS			ALLOTMENTS					CURRENT YEAR OBLIGATIONS				
	Authorized Appropriations	Adjustments (Transfer To)/From Realignment	Adjusted Appropriations	Allotments Received	Adjustments (Withdrawal, Realignment)	Transfer To	Transfer From	Adjusted Total Allotments	1st Qtr Ending March 31	2nd Qtr Ending June 30	3rd Qtr Ending September 30	4th Qtr Ending December 31	Total Obligations
I. CURRENT YEAR BUDGET/APPROPRIATIONS													
1. Agency Specific Budget													
General Administration and Support (GAS)													
100000100001000 General Management and Supervision - Central Office													
PS	0.00	27,887,200.00	27,887,200.00	0.00	0.00	0.00	27,887,200.00	27,887,200.00	0.00	0.00	0.00	27,887,200.00	27,887,200.00
Total	0.00	27,887,200.00	27,887,200.00	0.00	0.00	0.00	27,887,200.00	27,887,200.00	0.00	0.00	0.00	27,887,200.00	27,887,200.00
100000100001000 General Management and Supervision - Division Office - Proper													
PS	23,412,000.00	64,160,742.09	87,572,742.09	23,412,000.00	64,160,742.09	0.00	0.00	87,572,742.09	4,959,349.24	6,819,437.69	3,367,735.60	68,579,630.38	83,726,152.91
MOOE	12,289,000.00	0.00	12,289,000.00	12,289,000.00	0.00	0.00	0.00	12,289,000.00	1,025,397.35	2,066,747.25	6,022,028.36	2,327,880.98	11,442,053.94
Total	35,701,000.00	64,160,742.09	99,861,742.09	35,701,000.00	64,160,742.09	0.00	0.00	99,861,742.09	5,984,746.59	8,886,184.94	9,389,763.96	70,907,511.36	95,168,206.85
100000100002000 Administration of Personnel Benefits													
PS	0.00	6,384,293.00	6,384,293.00	0.00	0.00	0.00	6,384,293.00	6,384,293.00	404,348.00	1,329,086.00	1,629,670.00	3,021,189.00	6,384,293.00
Total	0.00	6,384,293.00	6,384,293.00	0.00	0.00	0.00	6,384,293.00	6,384,293.00	404,348.00	1,329,086.00	1,629,670.00	3,021,189.00	6,384,293.00
Support to Operations (STO)													
200000100001000 Physical Fitness and School Sports													
MOOE	0.00	737,250.00	737,250.00	0.00	0.00	0.00	737,250.00	737,250.00	0.00	0.00	455,500.00	18,950.00	474,450.00
Total	0.00	737,250.00	737,250.00	0.00	0.00	0.00	737,250.00	737,250.00	0.00	0.00	455,500.00	18,950.00	474,450.00
200000100013000 Operational Expenses of the DepEd - Election Task Force													
MOOE	0.00	347,029.91	347,029.91	0.00	0.00	0.00	347,029.91	347,029.91	0.00	120,000.00	171,620.00	0.00	291,620.00
Total	0.00	347,029.91	347,029.91	0.00	0.00	0.00	347,029.91	347,029.91	0.00	120,000.00	171,620.00	0.00	291,620.00
200000100006000 Learner Support Programs													
PS	2,669,000.00	1,406,376.00	4,075,376.00	2,669,000.00	0.00	0.00	1,406,376.00	4,075,376.00	924,531.07	1,102,258.32	712,285.81	1,270,810.53	4,009,885.73
MOOE	0.00	767,830.00	767,830.00	0.00	0.00	0.00	767,830.00	767,830.00	0.00	0.00	1,800.00	317,155.00	318,955.00
Total	2,669,000.00	2,174,206.00	4,843,206.00	2,669,000.00	0.00	0.00	2,174,206.00	4,843,206.00	924,531.07	1,102,258.32	714,085.81	1,587,965.53	4,328,840.73
200000100007000 Building Partnerships and Linkages Program													
MOOE	0.00	218,000.00	218,000.00	0.00	0.00	0.00	218,000.00	218,000.00	0.00	78,750.00	0.00	113,969.22	192,719.22
Total	0.00	218,000.00	218,000.00	0.00	0.00	0.00	218,000.00	218,000.00	0.00	78,750.00	0.00	113,969.22	192,719.22
200000100011000 Organizational and Professional Development for Non-Teaching Personnel													
MOOE	0.00	129,000.00	129,000.00	0.00	0.00	0.00	129,000.00	129,000.00	0.00	0.00	0.00	0.00	0.00

CONSOLIDATED STATEMENT OF APPROPRIATIONS, ALLOTMENTS, OBLIGATIONS, DISBURSEMENTS AND BALANCES

For the Period: 01-Jan-25 31-Dec-25

FAR No. 1
By Program/Project/Activity
By Allotment Class

Department: 07 - Department of Education
 Agency: 001 - Office of the Secretary
 Operating Unit: Division of Valenzuela
 Division: Valenzuela City
 Region: National Capital Region
 Organizational Code (UACS): 070010813016
 Funding Source Code: 01 101101

Regular Appropriations
Current Appropriations

UACS CODE / PARTICULARS	CURRENT YEAR DISBURSEMENTS					BALANCES		UNPAID OBLIGATIONS	
	1st Qtr Ending March 31	2nd Qtr Ending June 30	3rd Qtr Ending September 30	4th Qtr Ending December 31	Total Disbursements	Unreleased Appropriations	Unobligated Allotment	Due and Demandable	Not Yet Due and Demandable
I. CURRENT YEAR BUDGET/APPROPRIATIONS									
1. Agency Specific Budget									
General Administration and Support (GAS)									
100000100001000 General Management and Supervision - Central Office									
PS	0.00	0.00	0.00	0.00	0.00	0.00	0.00	27,887,200.00	0.00
Total	0.00	0.00	0.00	0.00	0.00	0.00	0.00	27,887,200.00	0.00
100000100001000 General Management and Supervision - Division Office - Proper									
PS	4,959,349.24	6,819,437.69	3,367,735.60	58,159,196.32	73,305,718.85	0.00	3,846,589.18	10,420,434.06	0.00
MOOE	1,025,397.35	2,066,747.25	5,964,228.36	2,384,770.74	11,441,143.70	0.00	846,946.06	910.24	0.00
Total	5,984,746.59	8,886,184.94	9,331,963.96	60,543,967.06	84,746,862.55	0.00	4,693,535.24	10,421,344.30	0.00
100000100002000 Administration of Personnel Benefits									
PS	4,04,348.00	1,329,086.00	1,523,086.00	3,127,773.00	6,384,293.00	0.00	0.00	0.00	0.00
Total	4,04,348.00	1,329,086.00	1,523,086.00	3,127,773.00	6,384,293.00	0.00	0.00	0.00	0.00
Support to Operations (STO)									
200000100001000 Physical Fitness and School Sports									
MOOE	0.00	0.00	105,500.00	355,450.00	460,950.00	0.00	262,800.00	13,500.00	0.00
Total	0.00	0.00	105,500.00	355,450.00	460,950.00	0.00	262,800.00	13,500.00	0.00
200000100013000 Operational Expenses of the DepEd - Election Task Force									
MOOE	0.00	120,000.00	2,495.00	169,125.00	291,620.00	0.00	55,409.91	0.00	0.00
Total	0.00	120,000.00	2,495.00	169,125.00	291,620.00	0.00	55,409.91	0.00	0.00
200000100006000 Learner Support Programs									
PS	924,531.07	1,102,258.32	712,285.81	1,270,810.53	4,009,885.73	0.00	65,490.27	0.00	0.00
MOOE	0.00	0.00	1,800.00	158,205.00	1,60,005.00	0.00	448,875.00	158,950.00	0.00
Total	924,531.07	1,102,258.32	714,085.81	1,429,015.53	4,169,890.73	0.00	514,365.27	158,950.00	0.00
200000100007000 Building Partnerships and Linkages Program									
MOOE	0.00	3,650.00	75,100.00	26,524.00	105,274.00	0.00	25,280.78	87,445.22	0.00
Total	0.00	3,650.00	75,100.00	26,524.00	105,274.00	0.00	25,280.78	87,445.22	0.00
200000100011000 Organizational and Professional Development for Non-Teaching Personnel									
MOOE	0.00	0.00	0.00	0.00	0.00	0.00	129,000.00	0.00	0.00

CONSOLIDATED STATEMENT OF APPROPRIATIONS, ALLOTMENTS, OBLIGATIONS, DISBURSEMENTS AND BALANCES

For the Period: 01-Jan-25 31-Dec-25

FAR No. 1
By Program/Project/Activity
By Allotment Class

Department: 07 - Department of Education
 Agency: 001 - Office of the Secretary
 Operating Unit: Division of Valenzuela
 Division: Valenzuela City
 Region: National Capital Region
 Organizational Code (UACS): 070010813016
 Funding Source Code: 01 101101

Regular Appropriations
Current Appropriations

UACS CODE / PARTICULARS	APPROPRIATIONS			ALLOTMENTS					CURRENT YEAR OBLIGATIONS				
	Authorized Appropriations	Adjustments (Transfer To)/From Realignment	Adjusted Appropriations	Allotments Received	Adjustments (Withdrawal, Realignment)	Transfer To	Transfer From	Adjusted Total Allotments	1st Qtr Ending March 31	2nd Qtr Ending June 30	3rd Qtr Ending September 30	4th Qtr Ending December 31	Total Obligations
Total	0.00	129,000.00	129,000.00	0.00	0.00	0.00	129,000.00	129,000.00	0.00	0.00	0.00	0.00	0.00
200000100010000 Disaster Preparedness and Response Program													
MOOE	0.00	454,600.00	454,600.00	0.00	0.00	0.00	454,600.00	454,600.00	0.00	0.00	224,845.59	53,381.30	278,226.89
Total	0.00	454,600.00	454,600.00	0.00	0.00	0.00	454,600.00	454,600.00	0.00	0.00	224,845.59	53,381.30	278,226.89
Operations													
EDUCATION POLICY DEVELOPMENT PROGRAM													
310100100003000 Basic Education Curriculum													
MOOE	0.00	14,919,301.43	14,919,301.43	0.00	0.00	0.00	14,919,301.43	14,919,301.43	0.00	481,080.00	6,902,676.00	6,774,000.00	14,157,756.00
Total	0.00	14,919,301.43	14,919,301.43	0.00	0.00	0.00	14,919,301.43	14,919,301.43	0.00	481,080.00	6,902,676.00	6,774,000.00	14,157,756.00
310100100002000 Policy and Research Program													
PS	9,784,000.00	0.00	9,784,000.00	9,784,000.00	0.00	0.00	0.00	9,784,000.00	2,071,583.37	2,790,583.37	1,395,000.03	3,526,833.23	9,784,000.00
Total	9,784,000.00	0.00	9,784,000.00	9,784,000.00	0.00	0.00	0.00	9,784,000.00	2,071,583.37	2,790,583.37	1,395,000.03	3,526,833.23	9,784,000.00
310100100004000 Curricular Programs, Learning Management Models, Standards and Strategy Development													
PS	25,735,000.00	0.00	25,735,000.00	25,735,000.00	0.00	0.00	0.00	25,735,000.00	5,458,250.00	7,341,250.00	3,655,000.00	9,280,500.00	25,735,000.00
Total	25,735,000.00	0.00	25,735,000.00	25,735,000.00	0.00	0.00	0.00	25,735,000.00	5,458,250.00	7,341,250.00	3,655,000.00	9,280,500.00	25,735,000.00
310100100005000 Development and Promotion of Campus Journalism													
MOOE	0.00	98,880.00	98,880.00	0.00	0.00	0.00	98,880.00	98,880.00	0.00	98,880.00	0.00	0.00	98,880.00
Total	0.00	98,880.00	98,880.00	0.00	0.00	0.00	98,880.00	98,880.00	0.00	98,880.00	0.00	0.00	98,880.00
310100100001000 National Assessment Systems for Basic Education													
MOOE	0.00	639,980.00	639,980.00	0.00	0.00	0.00	639,980.00	639,980.00	0.00	0.00	0.00	23,975.00	23,975.00
Total	0.00	639,980.00	639,980.00	0.00	0.00	0.00	639,980.00	639,980.00	0.00	0.00	0.00	23,975.00	23,975.00
BASIC EDUCATION INPUTS PROGRAM													
310200100004000 Textbooks and other Instructional Materials													
MOOE	0.00	6,945,000.00	6,945,000.00	0.00	0.00	0.00	6,945,000.00	6,945,000.00	0.00	0.00	0.00	6,908,400.00	6,908,400.00
Total	0.00	6,945,000.00	6,945,000.00	0.00	0.00	0.00	6,945,000.00	6,945,000.00	0.00	0.00	0.00	6,908,400.00	6,908,400.00
310200100005000 Computerization Program													
MOOE	0.00	334,400.00	334,400.00	0.00	0.00	0.00	334,400.00	334,400.00	0.00	0.00	0.00	0.00	0.00
Total	0.00	334,400.00	334,400.00	0.00	0.00	0.00	334,400.00	334,400.00	0.00	0.00	0.00	0.00	0.00
310200100002000 New School Personnel Positions													
PS	0.00	92,569,455.00	92,569,455.00	19,048,655.00	0.00	0.00	73,520,800.00	92,569,455.00	0.00	6,580,838.13	12,467,816.87	72,888,535.97	91,937,190.97
Total	0.00	92,569,455.00	92,569,455.00	19,048,655.00	0.00	0.00	73,520,800.00	92,569,455.00	0.00	6,580,838.13	12,467,816.87	72,888,535.97	91,937,190.97

CONSOLIDATED STATEMENT OF APPROPRIATIONS, ALLOTMENTS, OBLIGATIONS, DISBURSEMENTS AND BALANCES

For the Period: 01-Jan-25 to 31-Dec-25

FAR No. 1
By Program/Project/Activity
By Allotment Class

Department: 07 - Department of Education
Agency: 001 - Office of the Secretary
Operating Unit: Division of Valenzuela
Division: Valenzuela City
Region: National Capital Region
Organizational Code (UACS): 070010813016
Funding Source Code: 01 101101

Regular Appropriations
Current Appropriations

UACS CODE / PARTICULARS	CURRENT YEAR DISBURSEMENTS					BALANCES		UNPAID OBLIGATIONS	
	1st Qtr Ending March 31	2nd Qtr Ending June 30	3rd Qtr Ending September 30	4th Qtr Ending December 31	Total Disbursements	Unreleased Appropriations	Unobligated Allotment	Due and Demandable	Not Yet Due and Demandable
Total	0.00	0.00	0.00	0.00	0.00	0.00	129,000.00	0.00	0.00
200000100010000 Disaster Preparedness and Response Program									
MOOE	0.00	0.00	136,845.59	92,090.39	228,935.98	0.00	176,373.11	49,290.91	0.00
Total	0.00	0.00	136,845.59	92,090.39	228,935.98	0.00	176,373.11	49,290.91	0.00
Operations									
EDUCATION POLICY DEVELOPMENT PROGRAM									
310100100003000 Basic Education Curriculum									
MOOE	0.00	481,080.00	4,928,531.00	1,067,860.00	6,477,471.00	0.00	761,545.43	7,680,285.00	0.00
Total	0.00	481,080.00	4,928,531.00	1,067,860.00	6,477,471.00	0.00	761,545.43	7,680,285.00	0.00
310100100002000 Policy and Research Program									
PS	2,071,583.37	2,790,583.37	1,395,000.03	3,526,833.23	9,784,000.00	0.00	0.00	0.00	0.00
Total	2,071,583.37	2,790,583.37	1,395,000.03	3,526,833.23	9,784,000.00	0.00	0.00	0.00	0.00
310100100004000 Curricular Programs, Learning Management Models, Standards and Strategy Development									
PS	5,458,250.00	7,341,250.00	3,655,000.00	9,280,500.00	25,735,000.00	0.00	0.00	0.00	0.00
Total	5,458,250.00	7,341,250.00	3,655,000.00	9,280,500.00	25,735,000.00	0.00	0.00	0.00	0.00
310100100005000 Development and Promotion of Campus Journalism									
MOOE	0.00	98,880.00	0.00	0.00	98,880.00	0.00	0.00	0.00	0.00
Total	0.00	98,880.00	0.00	0.00	98,880.00	0.00	0.00	0.00	0.00
310100100001000 National Assessment Systems for Basic Education									
MOOE	0.00	0.00	0.00	0.00	0.00	0.00	616,005.00	23,975.00	0.00
Total	0.00	0.00	0.00	0.00	0.00	0.00	616,005.00	23,975.00	0.00
BASIC EDUCATION INPUTS PROGRAM									
310200100004000 Textbooks and other Instructional Materials									
MOOE	0.00	0.00	0.00	0.00	0.00	0.00	36,600.00	6,908,400.00	0.00
Total	0.00	0.00	0.00	0.00	0.00	0.00	36,600.00	6,908,400.00	0.00
310200100005000 Computerization Program									
MOOE	0.00	0.00	0.00	0.00	0.00	0.00	334,400.00	0.00	0.00
Total	0.00	0.00	0.00	0.00	0.00	0.00	334,400.00	0.00	0.00
310200100002000 New School Personnel Positions									
PS	0.00	6,580,838.13	12,467,816.87	72,742,085.97	91,790,740.97	0.00	632,264.03	146,450.00	0.00
Total	0.00	6,580,838.13	12,467,816.87	72,742,085.97	91,790,740.97	0.00	632,264.03	146,450.00	0.00

CONSOLIDATED STATEMENT OF APPROPRIATIONS, ALLOTMENTS, OBLIGATIONS, DISBURSEMENTS AND BALANCES

For the Period: 01-Jan-25 — 31-Dec-25

FAR No. 1
By Program/Project/Activity
By Allotment Class

Department: 07 - Department of Education
 Agency: 001 - Office of the Secretary
 Operating Unit: Division of Valenzuela
 Division: Valenzuela City
 Region: National Capital Region
 Organizational Code (UACS): 070010813016
 Funding Source Code: 01 101101

Regular Appropriations
Current Appropriations

UACS CODE / PARTICULARS	APPROPRIATIONS			ALLOTMENTS					CURRENT YEAR OBLIGATIONS				
	Authorized Appropriations	Adjustments (Transfer To)/From Realignment	Adjusted Appropriations	Allotments Received	Adjustments (Withdrawal, Realignment)	Transfer To	Transfer From	Adjusted Total Allotments	1st Qtr Ending March 31	2nd Qtr Ending June 30	3rd Qtr Ending September 30	4th Qtr Ending December 31	Total Obligations
INCLUSIVE EDUCATION PROGRAM													
310300100005000	Special Needs Education Program												
MOOE	0.00	2,085,000.00	2,085,000.00	0.00	0.00	0.00	2,085,000.00	2,085,000.00	0.00	0.00	0.00	2,085,000.00	2,085,000.00
Total	0.00	2,085,000.00	2,085,000.00	0.00	0.00	0.00	2,085,000.00	2,085,000.00	0.00	0.00	0.00	2,085,000.00	2,085,000.00
310300100004000	Madrasah Education Program												
MOOE	0.00	1,519,000.00	1,519,000.00	0.00	0.00	0.00	1,519,000.00	1,519,000.00	210,156.25	380,990.75	377,877.80	549,975.20	1,519,000.00
Total	0.00	1,519,000.00	1,519,000.00	0.00	0.00	0.00	1,519,000.00	1,519,000.00	210,156.25	380,990.75	377,877.80	549,975.20	1,519,000.00
310300100003000	(FLO - ADM) Flexible Learning Options - Alternative Delivery Mode (ADM)												
MOOE	0.00	2,147.44	2,147.44	0.00	0.00	0.00	2,147.44	2,147.44	0.00	0.00	0.00	0.00	0.00
Total	0.00	2,147.44	2,147.44	0.00	0.00	0.00	2,147.44	2,147.44	0.00	0.00	0.00	0.00	0.00
310300100003000	(FLO - ALS) Flexible Learning Options - Alternative Learning System (ALS)												
MOOE	0.00	352,975.00	352,975.00	0.00	0.00	0.00	352,975.00	352,975.00	0.00	0.00	0.00	139,746.00	139,746.00
Total	0.00	352,975.00	352,975.00	0.00	0.00	0.00	352,975.00	352,975.00	0.00	0.00	0.00	139,746.00	139,746.00
SUPPORT TO SCHOOLS AND LEARNERS PROGRAM													
310400100001000	School-Based Feeding Program (SBFP)												
MOOE	0.00	49,528,387.00	49,528,387.00	0.00	0.00	0.00	49,528,387.00	49,528,387.00	0.00	0.00	44,199,925.19	3,906,133.44	48,106,058.63
Total	0.00	49,528,387.00	49,528,387.00	0.00	0.00	0.00	49,528,387.00	49,528,387.00	0.00	0.00	44,199,925.19	3,906,133.44	48,106,058.63
310400100002000	Operation of Schools - Elementary (Kinder to Grade 6)												
PS	1,213,096,000.00	0.00	1,213,096,000.00	1,213,096,000.00	0.00	0.00	0.00	1,213,096,000.00	291,767,641.12	303,440,919.40	263,113,340.80	354,774,098.68	1,213,096,000.00
MOOE	82,365,000.00	0.00	82,365,000.00	82,365,000.00	0.00	0.00	0.00	82,365,000.00	20,591,250.00	20,590,950.00	20,591,550.00	20,591,250.00	82,365,000.00
Total	1,295,461,000.00	0.00	1,295,461,000.00	1,295,461,000.00	0.00	0.00	0.00	1,295,461,000.00	312,358,891.12	324,031,869.40	283,704,890.80	375,365,348.68	1,295,461,000.00
310400100003000	Operation of Schools - Junior High School (Grade 7 to Grade 10)												
PS	1,076,705,000.00	-15,471,166.75	1,061,233,833.25	1,076,705,000.00	-15,471,166.75	0.00	0.00	1,061,233,833.25	247,442,003.35	295,056,190.28	205,102,316.92	312,372,074.81	1,059,972,585.36
MOOE	67,030,000.00	0.00	67,030,000.00	67,030,000.00	0.00	0.00	0.00	67,030,000.00	14,193,444.97	21,461,719.09	10,552,728.99	18,863,122.74	65,071,015.79
Total	1,143,735,000.00	-15,471,166.75	1,128,263,833.25	1,143,735,000.00	-15,471,166.75	0.00	0.00	1,128,263,833.25	261,635,448.32	316,517,909.37	215,655,045.91	331,235,197.55	1,125,043,601.15
310400100004000	Operation of Schools - Senior High School (Grade 11 to Grade 12)												
PS	213,606,000.00	0.00	213,606,000.00	213,606,000.00	0.00	0.00	0.00	213,606,000.00	39,268,995.73	37,997,018.12	34,988,729.94	101,351,256.21	213,606,000.00
MOOE	26,316,000.00	0.00	26,316,000.00	26,316,000.00	0.00	0.00	0.00	26,316,000.00	4,893,376.63	6,073,689.82	6,593,937.34	7,668,498.49	25,229,502.28
Total	239,922,000.00	0.00	239,922,000.00	239,922,000.00	0.00	0.00	0.00	239,922,000.00	44,162,372.36	44,070,707.94	41,582,667.28	109,019,754.70	238,835,502.28
310400100013000	World Teacher's Day Incentive Benefit												
PS	0.00	4,894,000.00	4,894,000.00	0.00	0.00	0.00	4,894,000.00	4,894,000.00	0.00	0.00	4,876,000.00	0.00	4,876,000.00

CONSOLIDATED STATEMENT OF APPROPRIATIONS, ALLOTMENTS, OBLIGATIONS, DISBURSEMENTS AND BALANCES

For the Period: 01-Jan-25 — 31-Dec-25

FAR No. 1
By Program/Project/Activity
By Allotment Class

Department: 07 - Department of Education
 Agency: 001 - Office of the Secretary
 Operating Unit: Division of Valenzuela
 Division: Valenzuela City
 Region: National Capital Region
 Organizational Code (UACS): 070010813016
 Funding Source Code: 01 101101

Regular Appropriations
Current Appropriations

UACS CODE / PARTICULARS	CURRENT YEAR DISBURSEMENTS					BALANCES		UNPAID OBLIGATIONS	
	1st Qtr Ending March 31	2nd Qtr Ending June 30	3rd Qtr Ending September 30	4th Qtr Ending December 31	Total Disbursements	Unreleased Appropriations	Unobligated Allotment	Due and Demandable	Not Yet Due and Demandable
INCLUSIVE EDUCATION PROGRAM									
310300100005000	Special Needs Education Program								
MOOE	0.00	0.00	0.00	2,085,000.00	2,085,000.00	0.00	0.00	0.00	0.00
Total	0.00	0.00	0.00	2,085,000.00	2,085,000.00	0.00	0.00	0.00	0.00
310300100004000	Madrasah Education Program								
MOOE	210,156.25	380,990.75	377,877.80	549,975.20	1,519,000.00	0.00	0.00	0.00	0.00
Total	210,156.25	380,990.75	377,877.80	549,975.20	1,519,000.00	0.00	0.00	0.00	0.00
310300100003000	(FLO - ADM) Flexible Learning Options - Alternative Delivery Mode (ADM)								
MOOE	0.00	0.00	0.00	0.00	0.00	0.00	2,147.44	0.00	0.00
Total	0.00	0.00	0.00	0.00	0.00	0.00	2,147.44	0.00	0.00
310300100003000	(FLO - ALS) Flexible Learning Options - Alternative Learning System (ALS)								
MOOE	0.00	0.00	0.00	0.00	0.00	0.00	213,229.00	139,746.00	0.00
Total	0.00	0.00	0.00	0.00	0.00	0.00	213,229.00	139,746.00	0.00
SUPPORT TO SCHOOLS AND LEARNERS PROGRAM									
310400100001000	School-Based Feeding Program (SBFP)								
MOOE	0.00	0.00	629,842.69	944,758.65	1,574,601.34	0.00	1,422,328.37	46,531,457.29	0.00
Total	0.00	0.00	629,842.69	944,758.65	1,574,601.34	0.00	1,422,328.37	46,531,457.29	0.00
310400100002000	Operation of Schools - Elementary (Kinder to Grade 6)								
PS	291,767,641.12	303,440,919.40	263,113,340.80	335,943,295.11	1,194,265,196.43	0.00	0.00	18,830,803.57	0.00
MOOE	20,591,250.00	20,590,950.00	20,591,550.00	20,591,250.00	82,365,000.00	0.00	0.00	0.00	0.00
Total	312,358,891.12	324,031,869.40	283,704,890.80	356,534,545.11	1,276,630,196.43	0.00	0.00	18,830,803.57	0.00
310400100003000	Operation of Schools - Junior High School (Grade 7 to Grade 10)								
PS	247,442,003.35	295,056,190.28	205,102,316.92	308,177,681.14	1,055,778,191.69	0.00	1,261,247.89	4,194,393.67	0.00
MOOE	14,193,444.97	21,461,719.09	10,552,728.99	18,863,122.74	65,071,015.79	0.00	1,958,984.21	0.00	0.00
Total	261,635,448.32	316,517,909.37	215,655,045.91	327,040,803.88	1,120,849,207.47	0.00	3,220,232.10	4,194,393.67	0.00
310400100004000	Operation of Schools - Senior High School (Grade 11 to Grade 12)								
PS	39,268,995.73	37,997,018.12	34,988,729.94	86,427,641.47	198,682,385.26	0.00	0.00	14,923,614.74	0.00
MOOE	4,893,376.63	6,073,689.82	6,593,937.34	7,668,498.49	25,229,502.28	0.00	1,086,497.72	0.00	0.00
Total	44,162,372.36	44,070,707.94	41,582,667.28	94,096,139.96	223,911,887.54	0.00	1,086,497.72	14,923,614.74	0.00
310400100013000	World Teacher's Day Incentive Benefit								
PS	0.00	0.00	0.00	4,876,000.00	4,876,000.00	0.00	18,000.00	0.00	0.00

CONSOLIDATED STATEMENT OF APPROPRIATIONS, ALLOTMENTS, OBLIGATIONS, DISBURSEMENTS AND BALANCES

For the Period: 01-Jan-25 — 31-Dec-25

FAR No. 1
By Program/Project/Activity
By Allotment Class

Department: 07 - Department of Education
Agency: 001 - Office of the Secretary
Operating Unit: Division of Valenzuela
Division: Valenzuela City
Region: National Capital Region
Organizational Code (UACS): 070010813016
Funding Source Code: 01 101101

Regular Appropriations
Current Appropriations

UACS CODE / PARTICULARS	APPROPRIATIONS			ALLOTMENTS					CURRENT YEAR OBLIGATIONS				
	Authorized Appropriations	Adjustments (Transfer To)/From Realignment	Adjusted Appropriations	Allotments Received	Adjustments (Withdrawal, Realignment)	Transfer To	Transfer From	Adjusted Total Allotments	1st Qtr Ending March 31	2nd Qtr Ending June 30	3rd Qtr Ending September 30	4th Qtr Ending December 31	Total Obligations
Total	0.00	4,894,000.00	4,894,000.00	0.00	0.00	0.00	4,894,000.00	4,894,000.00	0.00	0.00	4,876,000.00	0.00	4,876,000.00
310400100010000 Reclassification of Positions													
PS	0.00	1,118,540.13	1,118,540.13	0.00	0.00	0.00	1,118,540.13	1,118,540.13	0.00	0.00	0.00	1,118,540.13	1,118,540.13
Total	0.00	1,118,540.13	1,118,540.13	0.00	0.00	0.00	1,118,540.13	1,118,540.13	0.00	0.00	0.00	1,118,540.13	1,118,540.13
310400100010000 Grant of Cash Allowance													
MOOE	0.00	46,500,000.00	46,500,000.00	0.00	0.00	0.00	46,500,000.00	46,500,000.00	0.00	44,529,000.00	174,000.00	702,000.00	45,405,000.00
Total	0.00	46,500,000.00	46,500,000.00	0.00	0.00	0.00	46,500,000.00	46,500,000.00	0.00	44,529,000.00	174,000.00	702,000.00	45,405,000.00
EDUCATION HUMAN RESOURCE DEVELOPMENT PROGRAM*													
310500100001000 Human resource development for personnel in schools and learning centers													
MOOE	3,392,000.00	3,409,772.50	6,801,772.50	3,392,000.00	0.00	0.00	3,409,772.50	6,801,772.50	0.00	3,054,294.00	1,378,328.00	1,943,997.00	6,376,619.00
Total	3,392,000.00	3,409,772.50	6,801,772.50	3,392,000.00	0.00	0.00	3,409,772.50	6,801,772.50	0.00	3,054,294.00	1,378,328.00	1,943,997.00	6,376,619.00
Total - Regular Appropriations	2,756,399,000.00	311,937,992.75	3,068,336,992.75	2,775,447,655.00	48,689,575.34	0.00	244,199,762.41	3,068,336,992.75	633,210,327.08	761,393,682.22	628,954,713.23	1,029,058,103.31	3,052,616,825.85
Total -Current Appropriations	2,756,399,000.00	311,937,992.75	3,068,336,992.75	2,775,447,655.00	48,689,575.34	0.00	244,199,762.41	3,068,336,992.75	633,210,327.08	761,393,682.22	628,954,713.23	1,029,058,103.31	3,052,616,825.85

CONSOLIDATED STATEMENT OF APPROPRIATIONS, ALLOTMENTS, OBLIGATIONS, DISBURSEMENTS AND BALANCES

For the Period: 01-Jan-25 31-Dec-25

FAR No. 1
By Program/Project/Activity
By Allotment Class

Department: 07 - Department of Education
Agency: 001 - Office of the Secretary
Operating Unit: Division of Valenzuela
Division: Valenzuela City
Region: National Capital Region
Organizational Code (UACS): 070010813016
Funding Source Code: 01 101101

Regular Appropriations
Current Appropriations

UACS CODE / PARTICULARS	CURRENT YEAR DISBURSEMENTS					BALANCES		UNPAID OBLIGATIONS	
	1st Qtr Ending March 31	2nd Qtr Ending June 30	3rd Qtr Ending September 30	4th Qtr Ending December 31	Total Disbursements	Unreleased Appropriations	Unobligated Allotment	Due and Demandable	Not Yet Due and Demandable
Total	0.00	0.00	0.00	4,876,000.00	4,876,000.00	0.00	18,000.00	0.00	0.00
310400100010000 Reclassification of Positions									
PS	0.00	0.00	0.00	0.00	0.00	0.00	0.00	1,118,540.13	0.00
Total	0.00	0.00	0.00	0.00	0.00	0.00	0.00	1,118,540.13	0.00
310400100010000 Grant of Cash Allowance									
MOOE	0.00	44,529,000.00	174,000.00	702,000.00	45,405,000.00	0.00	1,095,000.00	0.00	0.00
Total	0.00	44,529,000.00	174,000.00	702,000.00	45,405,000.00	0.00	1,095,000.00	0.00	0.00
EDUCATION HUMAN RESOURCE DEVELOPMENT PROGRAM"									
310500100001000 Human resource development for personnel in schools and learning centers									
MOOE	0.00	3,054,294.00	1,334,735.00	1,966,010.00	6,355,039.00	0.00	425,153.50	21,580.00	0.00
Total	0.00	3,054,294.00	1,334,735.00	1,966,010.00	6,355,039.00	0.00	425,153.50	21,580.00	0.00
Total - Regular Appropriations	633,210,327.08	761,318,582.22	577,794,483.73	941,156,456.98	2,913,479,850.02	0.00	15,720,166.91	139,136,975.83	0.00
Total -Current Appropriations	633,210,327.08	761,318,582.22	577,794,483.73	941,156,456.98	2,913,479,850.02	0.00	15,720,166.91	139,136,975.83	0.00

CONSOLIDATED STATEMENT OF APPROPRIATIONS, ALLOTMENTS, OBLIGATIONS, DISBURSEMENTS AND BALANCES

For the Period: 01-Jan-25 31-Dec-25

FAR No. 1
By Program/Project/Activity
By Allotment Class

Department: 07 - Department of Education
Agency: 001 - Office of the Secretary
Operating Unit: Division of Valenzuela
Division: Valenzuela City
Region: National Capital Region
Organizational Code (UACS): 070010813016
Funding Source Code: 01 101101

Regular Appropriations
Current Appropriations

UACS CODE / PARTICULARS	APPROPRIATIONS			ALLOTMENTS					CURRENT YEAR OBLIGATIONS				
	Authorized Appropriations	Adjustments (Transfer To)/From Realignment	Adjusted Appropriations	Allotments Received	Adjustments (Withdrawal, Realignment)	Transfer To	Transfer From	Adjusted Total Allotments	1st Qtr Ending March 31	2nd Qtr Ending June 30	3rd Qtr Ending September 30	4th Qtr Ending December 31	Total Obligations
Grand Total	2,756,399,000.00	311,937,992.75	3,068,336,992.75	2,775,447,655.00	48,689,575.34	0.00	244,199,762.41	3,068,336,992.75	633,210,327.08	761,393,682.22	628,954,713.23	1,029,058,103.31	3,052,616,825.85
PS	2,565,007,000.00	182,949,439.47	2,747,956,439.47	2,584,055,655.00	48,689,575.34	0.00	115,211,209.13	2,747,956,439.47	592,296,701.88	662,457,581.31	531,307,895.97	956,070,668.94	2,742,132,848.10
MOOE	191,392,000.00	128,988,553.28	320,380,553.28	191,392,000.00	0.00	0.00	128,988,553.28	320,380,553.28	40,913,625.20	98,936,100.91	97,646,817.27	72,987,434.37	310,483,977.75
01 MFO 01	0.00	0.00	0.00	0.00	0.00	0.00	0.00	0.00	0.00	0.00	0.00	0.00	0.00
02 MFO 02	0.00	0.00	0.00	0.00	0.00	0.00	0.00	0.00	0.00	0.00	0.00	0.00	0.00
03 MFO 03	0.00	0.00	0.00	0.00	0.00	0.00	0.00	0.00	0.00	0.00	0.00	0.00	0.00

CONSOLIDATED STATEMENT OF APPROPRIATIONS, ALLOTMENTS, OBLIGATIONS, DISBURSEMENTS AND BALANCES

For the Period: 01-Jan-25 31-Dec-25

FAR No. 1
By Program/Project/Activity
By Allotment Class

Department: 07 - Department of Education
Agency: 001 - Office of the Secretary
Operating Unit: Division of Valenzuela
Division: Valenzuela City
Region: National Capital Region
Organizational Code (UACS): 070010813016
Funding Source Code: 01 101101


Regular Appropriations
Current Appropriations

UACS CODE / PARTICULARS	CURRENT YEAR DISBURSEMENTS					BALANCES		UNPAID OBLIGATIONS	
	1st Qtr Ending March 31	2nd Qtr Ending June 30	3rd Qtr Ending September 30	4th Qtr Ending December 31	Total Disbursements	Unreleased Appropriations	Unobligated Allotment	Due and Demandable	Not Yet Due and Demandable
Grand Total	633,210,327.08	761,318,582.22	577,794,483.73	941,156,456.98	2,913,479,850.02	0.00	15,720,166.91	139,136,975.83	0.00
PS	592,296,701.88	662,457,581.31	526,325,311.96	883,531,816.77	2,664,611,411.93	0.00	5,823,591.38	77,521,436.17	0.00
MOOE	40,913,625.20	98,861,000.91	51,469,171.77	57,624,640.21	248,868,438.09	0.00	9,896,575.53	61,615,539.66	0.00
MFO 01	0.00	0.00	0.00	0.00	0.00	0.00	0.00	0.00	0.00
MFO 02	0.00	0.00	0.00	0.00	0.00	0.00	0.00	0.00	0.00
MFO 03	0.00	0.00	0.00	0.00	0.00	0.00	0.00	0.00	0.00

Certified Correct:


LANI D. AGMATA
Budget Officer III

Noted by:


NOEL D. BAGANO
Schools Division Superintendent

CONSOLIDATED STATEMENT OF APPROPRIATIONS, ALLOTMENTS, OBLIGATIONS, DISBURSEMENTS AND BALANCES

**FAR No. 1
By Program/Project/Activity
By Allotment Class**

For the Period: **01-Jan-25** **31-Dec-25**

Department: 07 - Department of Education
Agency: 001 - Office of the Secretary
Operating Unit: Division of Valenzuela
Division: Valenzuela City
Region: National Capital Region
Organizational Code (UACS): 070010813016
Funding Source Code: 01 104102

**Automatic Appropriations
Current Appropriations**

UACS CODE / PARTICULARS	APPROPRIATIONS			ALLOTMENTS					CURRENT YEAR OBLIGATIONS				
	Authorized Appropriations	Adjustments (Transfer To)/From Realignment	Adjusted Appropriations	Allotments Received	Adjustments (Withdrawal, Realignment)	Transfer To	Transfer From	Adjusted Total Allotments	1st Qtr Ending March 31	2nd Qtr Ending June 30	3rd Qtr Ending September 30	4th Qtr Ending December 31	Total Obligations
I. CURRENT YEAR BUDGET/APPROPRIATIONS													
2. Automatic Appropriations													
General Administration and Support (GAS)													
100000100001000 RLIP - General Management and Supervision - Division Office - Proper													
RLIP	2,095,000.00	189,000.00	2,284,000.00	2,284,000.00	0.00	0.00	0.00	2,284,000.00	349,166.66	349,166.66	538,166.66	1,047,500.02	2,284,000.00
Total	2,095,000.00	189,000.00	2,284,000.00	2,284,000.00	0.00	0.00	0.00	2,284,000.00	349,166.66	349,166.66	538,166.66	1,047,500.02	2,284,000.00
Support to Operations (STO)													
200000100006000 RLIP - Learner Support Programs													
RLIP	250,000.00	24,000.00	274,000.00	274,000.00	0.00	0.00	0.00	274,000.00	41,666.66	41,666.66	65,666.66	125,000.02	274,000.00
Total	250,000.00	24,000.00	274,000.00	274,000.00	0.00	0.00	0.00	274,000.00	41,666.66	41,666.66	65,666.66	125,000.02	274,000.00
Operations													
EDUCATION POLICY DEVELOPMENT PROGRAM													
310100100002000 RLIP - Policy and Research Program													
RLIP	915,000.00	87,000.00	1,002,000.00	1,002,000.00	0.00	0.00	0.00	1,002,000.00	152,500.00	152,500.00	239,500.00	457,500.00	1,002,000.00
Total	915,000.00	87,000.00	1,002,000.00	1,002,000.00	0.00	0.00	0.00	1,002,000.00	152,500.00	152,500.00	239,500.00	457,500.00	1,002,000.00
310100100004000 RLIP - Curricular Programs, Learning Management Models, Standards and Strategy Development													
RLIP	2,460,000.00	230,000.00	2,690,000.00	2,690,000.00	0.00	0.00	0.00	2,690,000.00	410,000.00	410,000.00	640,000.00	1,230,000.00	2,690,000.00
Total	2,460,000.00	230,000.00	2,690,000.00	2,690,000.00	0.00	0.00	0.00	2,690,000.00	410,000.00	410,000.00	640,000.00	1,230,000.00	2,690,000.00
BASIC EDUCATION INPUTS PROGRAM													
310200100002000 RLIP - New School Personnel Positions													
RLIP	0.00	1,720,574.00	1,720,574.00	1,720,574.00	0.00	0.00	0.00	1,720,574.00	0.00	612,582.63	0.00	1,107,991.37	1,720,574.00
Total	0.00	1,720,574.00	1,720,574.00	1,720,574.00	0.00	0.00	0.00	1,720,574.00	0.00	612,582.63	0.00	1,107,991.37	1,720,574.00
SUPPORT TO SCHOOLS AND LEARNERS PROGRAM													
310400100002000 RLIP - Operation of Schools - Elementary (Kinder to Grade 6)													
RLIP	110,341,000.00	11,339,000.00	121,680,000.00	121,680,000.00	0.00	0.00	0.00	121,680,000.00	19,114,917.12	31,830,046.25	30,891,062.00	39,843,974.63	121,680,000.00
Total	110,341,000.00	11,339,000.00	121,680,000.00	121,680,000.00	0.00	0.00	0.00	121,680,000.00	19,114,917.12	31,830,046.25	30,891,062.00	39,843,974.63	121,680,000.00
310400100003000 RLIP - Operation of Schools - Junior High School (Grade 7 to Grade 10)													
RLIP	96,872,000.00	9,806,612.27	106,678,612.27	106,834,000.00	-155,387.73	0.00	0.00	106,678,612.27	21,072,264.93	30,710,363.91	28,106,097.66	26,200,305.75	106,089,032.25
Total	96,872,000.00	9,806,612.27	106,678,612.27	106,834,000.00	-155,387.73	0.00	0.00	106,678,612.27	21,072,264.93	30,710,363.91	28,106,097.66	26,200,305.75	106,089,032.25

CONSOLIDATED STATEMENT OF APPROPRIATIONS, ALLOTMENTS, OBLIGATIONS, DISBURSEMENTS AND BALANCES

FAR No. 1
By Program/Project/Activity
By Allotment Class

For the Period: 01-Jan-25 31-Dec-25

Department: 07 - Department of Education
Agency: 001 - Office of the Secretary
Operating Unit: Division of Valenzuela
Division: Valenzuela City
Region: National Capital Region
Organizational Code (UACS): 070010813016
Funding Source Code: 01 104102

Automatic Appropriations
Current Appropriations

UACS CODE / PARTICULARS	CURRENT YEAR DISBURSEMENTS					BALANCES		UNPAID OBLIGATIONS	
	1st Qtr Ending March 31	2nd Qtr Ending June 30	3rd Qtr Ending September 30	4th Qtr Ending December 31	Total Disbursements	Unreleased Appropriations	Unobligated Allotment	Due and Demandable	Not Yet Due and Demandable
I. CURRENT YEAR BUDGET/APPROPRIATIONS									
2. Automatic Appropriations									
General Administration and Support (GAS)									
100000100001000 RLIP - General Management and Supervision - Division Office - Proper									
RLIP	349,166.66	349,166.66	538,166.66	1,047,500.02	2,284,000.00	0.00	0.00	0.00	0.00
Total	349,166.66	349,166.66	538,166.66	1,047,500.02	2,284,000.00	0.00	0.00	0.00	0.00
Support to Operations (STO)									
200000100006000 RLIP - Learner Support Programs									
RLIP	41,666.66	41,666.66	65,666.66	125,000.02	274,000.00	0.00	0.00	0.00	0.00
Total	41,666.66	41,666.66	65,666.66	125,000.02	274,000.00	0.00	0.00	0.00	0.00
Operations									
EDUCATION POLICY DEVELOPMENT PROGRAM									
310100100002000 RLIP - Policy and Research Program									
RLIP	152,500.00	152,500.00	239,500.00	457,500.00	1,002,000.00	0.00	0.00	0.00	0.00
Total	152,500.00	152,500.00	239,500.00	457,500.00	1,002,000.00	0.00	0.00	0.00	0.00
310100100004000 RLIP - Curricular Programs, Learning Management Models, Standards and Strategy Development									
RLIP	410,000.00	410,000.00	640,000.00	1,230,000.00	2,690,000.00	0.00	0.00	0.00	0.00
Total	410,000.00	410,000.00	640,000.00	1,230,000.00	2,690,000.00	0.00	0.00	0.00	0.00
BASIC EDUCATION INPUTS PROGRAM									
310200100002000 RLIP - New School Personnel Positions									
RLIP	0.00	612,582.63	0.00	1,107,991.37	1,720,574.00	0.00	0.00	0.00	0.00
Total	0.00	612,582.63	0.00	1,107,991.37	1,720,574.00	0.00	0.00	0.00	0.00
SUPPORT TO SCHOOLS AND LEARNERS PROGRAM									
310400100002000 RLIP - Operation of Schools - Elementary (Kinder to Grade 6)									
RLIP	19,114,917.12	31,830,046.25	30,891,062.00	39,459,882.41	121,295,907.78	0.00	0.00	384,092.22	0.00
Total	19,114,917.12	31,830,046.25	30,891,062.00	39,459,882.41	121,295,907.78	0.00	0.00	384,092.22	0.00
310400100003000 RLIP - Operation of Schools - Junior High School (Grade 7 to Grade 10)									
RLIP	21,072,264.93	30,710,363.91	28,106,097.66	25,691,838.72	105,580,565.22	0.00	589,580.02	508,467.03	0.00
Total	21,072,264.93	30,710,363.91	28,106,097.66	25,691,838.72	105,580,565.22	0.00	589,580.02	508,467.03	0.00

CONSOLIDATED STATEMENT OF APPROPRIATIONS, ALLOTMENTS, OBLIGATIONS, DISBURSEMENTS AND BALANCES

For the Period: 01-Jan-25 to 31-Dec-25

FAR No. 1
By Program/Project/Activity
By Allotment Class

Department: 07 - Department of Education
 Agency: 001 - Office of the Secretary
 Operating Unit: Division of Valenzuela
 Division: Valenzuela City
 Region: National Capital Region
 Organizational Code (UACS): 070010813016
 Funding Source Code: 01 104102

Automatic Appropriations
Current Appropriations

UACS CODE / PARTICULARS	APPROPRIATIONS			ALLOTMENTS					CURRENT YEAR OBLIGATIONS					
	Authorized Appropriations	Adjustments (Transfer To)/From Realignment	Adjusted Appropriations	Allotments Received	Adjustments (Withdrawal, Realignment)	Transfer To	Transfer From	Adjusted Total Allotments	1st Qtr Ending March 31	2nd Qtr Ending June 30	3rd Qtr Ending September 30	4th Qtr Ending December 31	Total Obligations	
I. CURRENT YEAR BUDGET/APPROPRIATIONS														
2. Automatic Appropriations														
General Administration and Support (GAS)														
100000100001000 RLIP - General Management and Supervision - Division Office - Proper														
	RLIP	2,095,000.00	189,000.00	2,284,000.00	2,284,000.00	0.00	0.00	0.00	2,284,000.00	349,166.66	349,166.66	538,166.66	1,047,500.02	2,284,000.00
Total		2,095,000.00	189,000.00	2,284,000.00	2,284,000.00	0.00	0.00	0.00	2,284,000.00	349,166.66	349,166.66	538,166.66	1,047,500.02	2,284,000.00
Support to Operations (STO)														
200000100006000 RLIP - Learner Support Programs														
	RLIP	250,000.00	24,000.00	274,000.00	274,000.00	0.00	0.00	0.00	274,000.00	41,666.66	41,666.66	65,666.66	125,000.02	274,000.00
Total		250,000.00	24,000.00	274,000.00	274,000.00	0.00	0.00	0.00	274,000.00	41,666.66	41,666.66	65,666.66	125,000.02	274,000.00
Operations														
EDUCATION POLICY DEVELOPMENT PROGRAM														
310100100002000 RLIP - Policy and Research Program														
	RLIP	915,000.00	87,000.00	1,002,000.00	1,002,000.00	0.00	0.00	0.00	1,002,000.00	152,500.00	152,500.00	239,500.00	457,500.00	1,002,000.00
Total		915,000.00	87,000.00	1,002,000.00	1,002,000.00	0.00	0.00	0.00	1,002,000.00	152,500.00	152,500.00	239,500.00	457,500.00	1,002,000.00
310100100004000 RLIP - Curricular Programs, Learning Management Models, Standards and Strategy Development														
	RLIP	2,460,000.00	230,000.00	2,690,000.00	2,690,000.00	0.00	0.00	0.00	2,690,000.00	410,000.00	410,000.00	640,000.00	1,230,000.00	2,690,000.00
Total		2,460,000.00	230,000.00	2,690,000.00	2,690,000.00	0.00	0.00	0.00	2,690,000.00	410,000.00	410,000.00	640,000.00	1,230,000.00	2,690,000.00
BASIC EDUCATION INPUTS PROGRAM														
310200100002000 RLIP - New School Personnel Positions														
	RLIP	0.00	1,720,574.00	1,720,574.00	1,720,574.00	0.00	0.00	0.00	1,720,574.00	0.00	612,582.63	0.00	1,107,991.37	1,720,574.00
Total		0.00	1,720,574.00	1,720,574.00	1,720,574.00	0.00	0.00	0.00	1,720,574.00	0.00	612,582.63	0.00	1,107,991.37	1,720,574.00
SUPPORT TO SCHOOLS AND LEARNERS PROGRAM														
310400100002000 RLIP - Operation of Schools - Elementary (Kinder to Grade 6)														
	RLIP	110,341,000.00	11,339,000.00	121,680,000.00	121,680,000.00	0.00	0.00	0.00	121,680,000.00	19,114,917.12	31,830,046.25	30,891,062.00	39,843,974.63	121,680,000.00
Total		110,341,000.00	11,339,000.00	121,680,000.00	121,680,000.00	0.00	0.00	0.00	121,680,000.00	19,114,917.12	31,830,046.25	30,891,062.00	39,843,974.63	121,680,000.00
310400100003000 RLIP - Operation of Schools - Junior High School (Grade 7 to Grade 10)														
	RLIP	96,872,000.00	9,806,612.27	106,678,612.27	106,834,000.00	-155,387.73	0.00	0.00	106,678,612.27	21,072,264.93	30,710,363.91	28,106,097.66	26,200,305.75	106,089,032.25
Total		96,872,000.00	9,806,612.27	106,678,612.27	106,834,000.00	-155,387.73	0.00	0.00	106,678,612.27	21,072,264.93	30,710,363.91	28,106,097.66	26,200,305.75	106,089,032.25

CONSOLIDATED STATEMENT OF APPROPRIATIONS, ALLOTMENTS, OBLIGATIONS, DISBURSEMENTS AND BALANCES

For the Period: 01-Jan-25 31-Dec-25

FAR No. 1
By Program/Project/Activity
By Allotment Class

Department: 07 - Department of Education
Agency: 001 - Office of the Secretary
Operating Unit: Division of Valenzuela
Division: Valenzuela City
Region: National Capital Region
Organizational Code (UACS): 070010813016
Funding Source Code: 01 104102

Automatic Appropriations
Current Appropriations

UACS CODE / PARTICULARS	CURRENT YEAR DISBURSEMENTS					BALANCES		UNPAID OBLIGATIONS		
	1st Qtr Ending March 31	2nd Qtr Ending June 30	3rd Qtr Ending September 30	4th Qtr Ending December 31	Total Disbursements	Unreleased Appropriations	Unobligated Allotment	Due and Demandable	Not Yet Due and Demandable	
I. CURRENT YEAR BUDGET/APPROPRIATIONS										
2. Automatic Appropriations										
General Administration and Support (GAS)										
100000100001000 RLIP - General Management and Supervision - Division Office - Proper										
	RLIP	349,166.66	349,166.66	538,166.66	1,047,500.02	2,284,000.00	0.00	0.00	0.00	0.00
Total		349,166.66	349,166.66	538,166.66	1,047,500.02	2,284,000.00	0.00	0.00	0.00	0.00
Support to Operations (STO)										
200000100006000 RLIP - Learner Support Programs										
	RLIP	41,666.66	41,666.66	65,666.66	125,000.02	274,000.00	0.00	0.00	0.00	0.00
Total		41,666.66	41,666.66	65,666.66	125,000.02	274,000.00	0.00	0.00	0.00	0.00
Operations										
EDUCATION POLICY DEVELOPMENT PROGRAM										
310100100002000 RLIP - Policy and Research Program										
	RLIP	152,500.00	152,500.00	239,500.00	457,500.00	1,002,000.00	0.00	0.00	0.00	0.00
Total		152,500.00	152,500.00	239,500.00	457,500.00	1,002,000.00	0.00	0.00	0.00	0.00
310100100004000 RLIP - Curricular Programs, Learning Management Models, Standards and Strategy Development										
	RLIP	410,000.00	410,000.00	640,000.00	1,230,000.00	2,690,000.00	0.00	0.00	0.00	0.00
Total		410,000.00	410,000.00	640,000.00	1,230,000.00	2,690,000.00	0.00	0.00	0.00	0.00
BASIC EDUCATION INPUTS PROGRAM										
310200100002000 RLIP - New School Personnel Positions										
	RLIP	0.00	612,582.63	0.00	1,107,991.37	1,720,574.00	0.00	0.00	0.00	0.00
Total		0.00	612,582.63	0.00	1,107,991.37	1,720,574.00	0.00	0.00	0.00	0.00
SUPPORT TO SCHOOLS AND LEARNERS PROGRAM										
310400100002000 RLIP - Operation of Schools - Elementary (Kinder to Grade 6)										
	RLIP	19,114,917.12	31,830,046.25	30,891,062.00	39,459,882.41	121,295,907.78	0.00	0.00	384,092.22	0.00
Total		19,114,917.12	31,830,046.25	30,891,062.00	39,459,882.41	121,295,907.78	0.00	0.00	384,092.22	0.00
310400100003000 RLIP - Operation of Schools - Junior High School (Grade 7 to Grade 10)										
	RLIP	21,072,264.93	30,710,363.91	28,106,097.66	25,691,838.72	105,580,565.22	0.00	589,580.02	508,467.03	0.00
Total		21,072,264.93	30,710,363.91	28,106,097.66	25,691,838.72	105,580,565.22	0.00	589,580.02	508,467.03	0.00

CONSOLIDATED STATEMENT OF APPROPRIATIONS, ALLOTMENTS, OBLIGATIONS, DISBURSEMENTS AND BALANCES

For the Period: 01-Jan-25 31-Dec-25

FAR No. 1
By Program/Project/Activity
By Allotment Class

Department: 07 - Department of Education
Agency: 001 - Office of the Secretary
Operating Unit: Division of Valenzuela
Division: Valenzuela City
Region: National Capital Region
Organizational Code (UACS): 070010813016
Funding Source Code: 01 104102

Automatic Appropriations
Current Appropriations

UACS CODE / PARTICULARS	APPROPRIATIONS			ALLOTMENTS					CURRENT YEAR OBLIGATIONS				
	Authorized Appropriations	Adjustments (Transfer To)/From Realignment	Adjusted Appropriations	Allotments Received	Adjustments (Withdrawal, Realignment)	Transfer To	Transfer From	Adjusted Total Allotments	1st Qtr Ending March 31	2nd Qtr Ending June 30	3rd Qtr Ending September 30	4th Qtr Ending December 31	Total Obligations
310400100004000 RLIP - Operation of Schools - Senior High School (Grade 11 to Grade 12)													
RLIP	19,428,000.00	2,095,000.00	21,523,000.00	21,523,000.00	0.00	0.00	0.00	21,523,000.00	3,238,000.00	3,643,257.59	5,232,094.99	9,408,837.42	21,522,190.00
Total	19,428,000.00	2,095,000.00	21,523,000.00	21,523,000.00	0.00	0.00	0.00	21,523,000.00	3,238,000.00	3,643,257.59	5,232,094.99	9,408,837.42	21,522,190.00
Total - Automatic Appropriation	232,361,000.00	25,491,186.27	257,852,186.27	258,007,574.00	-155,387.73	0.00	0.00	257,852,186.27	44,378,515.37	67,749,583.70	65,712,587.97	79,421,109.21	257,261,796.25
Total -Current Appropriations	232,361,000.00	25,491,186.27	257,852,186.27	258,007,574.00	-155,387.73	0.00	0.00	257,852,186.27	44,378,515.37	67,749,583.70	65,712,587.97	79,421,109.21	257,261,796.25
Grand Total	232,361,000.00	25,491,186.27	257,852,186.27	258,007,574.00	-155,387.73	0.00	0.00	257,852,186.27	44,378,515.37	67,749,583.70	65,712,587.97	79,421,109.21	257,261,796.25
RLIP	232,361,000.00	25,491,186.27	257,852,186.27	258,007,574.00	-155,387.73	0.00	0.00	257,852,186.27	44,378,515.37	67,749,583.70	65,712,587.97	79,421,109.21	257,261,796.25
01	MFO 01	0.00	0.00	0.00	0.00	0.00	0.00	0.00	0.00	0.00	0.00	0.00	0.00
02	MFO 02	0.00	0.00	0.00	0.00	0.00	0.00	0.00	0.00	0.00	0.00	0.00	0.00

CONSOLIDATED STATEMENT OF APPROPRIATIONS, ALLOTMENTS, OBLIGATIONS, DISBURSEMENTS AND BALANCES

For the Period: 01-Jan-25 31-Dec-25

FAR No. 1
By Program/Project/Activity
By Allotment Class

Department: 07 - Department of Education
Agency: 001 - Office of the Secretary
Operating Unit: Division of Valenzuela
Division: Valenzuela City
Region: National Capital Region
Organizational Code (UACS): 070010813016
Funding Source Code: 01 104102


Automatic Appropriations
Current Appropriations

UACS CODE / PARTICULARS	CURRENT YEAR DISBURSEMENTS					BALANCES		UNPAID OBLIGATIONS	
	1st Qtr Ending March 31	2nd Qtr Ending June 30	3rd Qtr Ending September 30	4th Qtr Ending December 31	Total Disbursements	Unreleased Appropriations	Unobligated Allotment	Due and Demandable	Not Yet Due and Demandable
310400100004000 RLIP - Operation of Schools - Senior High School (Grade 11 to Grade 12)									
RLIP	3,238,000.00	3,643,257.59	5,232,094.99	4,170,360.81	16,283,713.39	0.00	810.00	5,238,476.61	0.00
Total	3,238,000.00	3,643,257.59	5,232,094.99	4,170,360.81	16,283,713.39	0.00	810.00	5,238,476.61	0.00
Total - Automatic Appropriations	44,378,515.37	67,749,583.70	65,712,587.97	73,290,073.35	251,130,760.39	0.00	590,390.02	6,131,035.86	0.00
Total -Current Appropriations	44,378,515.37	67,749,583.70	65,712,587.97	73,290,073.35	251,130,760.39	0.00	590,390.02	6,131,035.86	0.00
Grand Total	44,378,515.37	67,749,583.70	65,712,587.97	73,290,073.35	251,130,760.39	0.00	590,390.02	6,131,035.86	0.00
RLIP	44,378,515.37	67,749,583.70	65,712,587.97	73,290,073.35	251,130,760.39	0.00	590,390.02	6,131,035.86	0.00
MFO 01	0.00	0.00	0.00	0.00	0.00	0.00	0.00	0.00	0.00
MFO 02	0.00	0.00	0.00	0.00	0.00	0.00	0.00	0.00	0.00

Certified Correct:


LANI D. AGMATA
Budget Officer III

Noted by:


NOEL D. BAGANIO
Schools Division Superintendent

CONSOLIDATED STATEMENT OF APPROPRIATIONS, ALLOTMENTS, OBLIGATIONS, DISBURSEMENTS AND BALANCES

For the Period: 01-Jan-25 31-Dec-25

FAR No. 1
By Program/Project/Activity
By Allotment Class

Department: 07 - Department of Education
Agency: 001 - Office of the Secretary
Operating Unit: Division of Valenzuela
Division: Valenzuela City
Region: National Capital Region
Organizational Code (UACS): 070010813016
Funding Source Code: 01 102101

Regular Appropriations
Continuing Appropriations

UACS CODE / PARTICULARS	APPROPRIATIONS			ALLOTMENTS					CURRENT YEAR OBLIGATIONS					
	Authorized Appropriations	Adjustments (Transfer To)/From Realignment	Adjusted Appropriations	Allotments Received	Adjustments (Withdrawal), Realignment	Transfer To	Transfer From	Adjusted Total Allotments	1st Qtr Ending March 31	2nd Qtr Ending June 30	3rd Qtr Ending September 30	4th Qtr Ending December 31	Total Obligations	
II. PRIOR YEAR'S BUDGET/ CONTINUING APPROPRIATIONS														
1. Agency Specific Budget														
General Administration and Support (GAS)														
10000100001000 General Management and Supervision - Central Office														
	MOOE	0.00	3,437,372.13	3,437,372.13	0.00	0.00	0.00	3,437,372.13	3,437,372.13	0.00	0.00	1,058,019.00	2,346,854.13	3,404,873.13
Total		0.00	3,437,372.13	3,437,372.13	0.00	0.00	0.00	3,437,372.13	3,437,372.13	0.00	0.00	1,058,019.00	2,346,854.13	3,404,873.13
10000100001000 General Management and Supervision - Division Office - Proper														
	MOOE	0.00	709,372.94	709,372.94	709,372.94	0.00	0.00	0.00	709,372.94	603,430.00	-160,676.00	197,922.00	68,696.94	709,372.94
Total		0.00	709,372.94	709,372.94	709,372.94	0.00	0.00	0.00	709,372.94	603,430.00	-160,676.00	197,922.00	68,696.94	709,372.94
Support to Operations (STO)														
20000100001000 Physical Fitness and School Sports														
	MOOE	0.00	585,019.53	585,019.53	292,115.26	0.00	0.00	292,904.27	585,019.53	0.00	181,150.00	303,532.27	100,337.26	585,019.53
Total		0.00	585,019.53	585,019.53	292,115.26	0.00	0.00	292,904.27	585,019.53	0.00	181,150.00	303,532.27	100,337.26	585,019.53
20000100009000 Child Protection Program														
	MOOE	0.00	5,301.03	5,301.03	5,301.03	0.00	0.00	0.00	5,301.03	0.00	0.00	0.00	0.00	0.00
Total		0.00	5,301.03	5,301.03	5,301.03	0.00	0.00	0.00	5,301.03	0.00	0.00	0.00	0.00	0.00
20000100006000 Learner Support Programs														
	MOOE	0.00	302,441.00	302,441.00	210,441.00	0.00	0.00	92,000.00	302,441.00	4,920.00	188,625.00	11,731.50	91,792.00	297,068.50
Total		0.00	302,441.00	302,441.00	210,441.00	0.00	0.00	92,000.00	302,441.00	4,920.00	188,625.00	11,731.50	91,792.00	297,068.50
20000100007000 Building Partnerships and Linkages Program														
	MOOE	0.00	48,539.78	48,539.78	48,539.78	0.00	0.00	0.00	48,539.78	0.00	47,245.00	1,250.00	44.78	48,539.78
Total		0.00	48,539.78	48,539.78	48,539.78	0.00	0.00	0.00	48,539.78	0.00	47,245.00	1,250.00	44.78	48,539.78
20000100010000 Disaster Preparedness and Response Program														
	MOOE	0.00	52,571.02	52,571.02	52,571.02	0.00	0.00	0.00	52,571.02	50,374.00	0.00	2,197.02	0.00	52,571.02
Total		0.00	52,571.02	52,571.02	52,571.02	0.00	0.00	0.00	52,571.02	50,374.00	0.00	2,197.02	0.00	52,571.02
20000100011000 Organizational and Professional Development for Non-Teaching Personnel														
	MOOE	0.00	301,525.00	301,525.00	301,525.00	0.00	0.00	0.00	301,525.00	0.00	0.00	290,140.00	11,175.00	301,315.00
Total		0.00	301,525.00	301,525.00	301,525.00	0.00	0.00	0.00	301,525.00	0.00	0.00	290,140.00	11,175.00	301,315.00
Operations														

CONSOLIDATED STATEMENT OF APPROPRIATIONS, ALLOTMENTS, OBLIGATIONS, DISBURSEMENTS AND BALANCES

For the Period: 01-Jan-25 31-Dec-25

FAR No. 1
By Program/Project/Activity
By Allotment Class

Department: 07 - Department of Education
Agency: 001 - Office of the Secretary
Operating Unit: Division of Valenzuela
Division: Valenzuela City
Region: National Capital Region
Organizational Code (UACS): 070010813016
Funding Source Code: 01 102101

Regular Appropriations
Continuing Appropriations

UACS CODE / PARTICULARS	CURRENT YEAR DISBURSEMENTS					BALANCES		UNPAID OBLIGATIONS	
	1st Qtr Ending March 31	2nd Qtr Ending June 30	3rd Qtr Ending September 30	4th Qtr Ending December 31	Total Disbursements	Unreleased Appropriations	Unobligated Allotment	Due and Demandable	Not Yet Due and Demandable
II. PRIOR YEAR'S BUDGET/ CONTINUING APPROPRIATIONS									
1. Agency Specific Budget									
General Administration and Support (GAS)									
100000100001000 General Management and Supervision - Central Office									
MOOE	0.00	0.00	0.00	1,686,019.00	1,686,019.00	0.00	32,499.00	1,718,854.13	0.00
Total	0.00	0.00	0.00	1,686,019.00	1,686,019.00	0.00	32,499.00	1,718,854.13	0.00
100000100001000 General Management and Supervision - Division Office - Proper									
MOOE	389,771.50	52,982.50	197,922.00	68,696.94	709,372.94	0.00	0.00	0.00	0.00
Total	389,771.50	52,982.50	197,922.00	68,696.94	709,372.94	0.00	0.00	0.00	0.00
Support to Operations (STO)									
200000100001000 Physical Fitness and School Sports									
MOOE	0.00	181,150.00	180,332.27	106,770.83	468,253.10	0.00	0.00	116,766.43	0.00
Total	0.00	181,150.00	180,332.27	106,770.83	468,253.10	0.00	0.00	116,766.43	0.00
200000100009000 Child Protection Program									
MOOE	0.00	0.00	0.00	0.00	0.00	0.00	5,301.03	0.00	0.00
Total	0.00	0.00	0.00	0.00	0.00	0.00	5,301.03	0.00	0.00
200000100006000 Learner Support Programs									
MOOE	4,920.00	188,625.00	4,826.50	49,137.00	247,508.50	0.00	5,372.50	49,560.00	0.00
Total	4,920.00	188,625.00	4,826.50	49,137.00	247,508.50	0.00	5,372.50	49,560.00	0.00
200000100007000 Building Partnerships and Linkages Program									
MOOE	0.00	23,940.00	24,555.00	0.00	48,495.00	0.00	0.00	44.78	0.00
Total	0.00	23,940.00	24,555.00	0.00	48,495.00	0.00	0.00	44.78	0.00
200000100010000 Disaster Preparedness and Response Program									
MOOE	50,374.00	0.00	377.02	1,820.00	52,571.02	0.00	0.00	0.00	0.00
Total	50,374.00	0.00	377.02	1,820.00	52,571.02	0.00	0.00	0.00	0.00
200000100011000 Organizational and Professional Development for Non-Teaching Personnel									
MOOE	0.00	0.00	285,740.00	0.00	285,740.00	0.00	210.00	15,575.00	0.00
Total	0.00	0.00	285,740.00	0.00	285,740.00	0.00	210.00	15,575.00	0.00
Operations									

CONSOLIDATED STATEMENT OF APPROPRIATIONS, ALLOTMENTS, OBLIGATIONS, DISBURSEMENTS AND BALANCES

For the Period: 01-Jan-25 31-Dec-25

FAR No. 1
By Program/Project/Activity
By Allotment Class

Department: 07 - Department of Education
Agency: 001 - Office of the Secretary
Operating Unit: Division of Valenzuela
Division: Valenzuela City
Region: National Capital Region
Organizational Code (UACS): 070010813016
Funding Source Code: 01 102101

Regular Appropriations
Continuing Appropriations

UACS CODE / PARTICULARS	APPROPRIATIONS			ALLOTMENTS					CURRENT YEAR OBLIGATIONS					
	Authorized Appropriations	Adjustments (Transfer To)/From Realignment	Adjusted Appropriations	Allotments Received	Adjustments (Withdrawal, Realignment)	Transfer To	Transfer From	Adjusted Total Allotments	1st Qtr Ending March 31	2nd Qtr Ending June 30	3rd Qtr Ending September 30	4th Qtr Ending December 31	Total Obligations	
EDUCATION POLICY DEVELOPMENT PROGRAM														
310100100003000	Basic Education Curriculum													
	MOOE	0.00	8,997,800.15	8,997,800.15	1,931,211.88	0.00	0.00	7,066,588.27	8,997,800.15	435,820.00	2,965,000.45	3,547,836.00	1,965,212.77	8,913,869.22
Total		0.00	8,997,800.15	8,997,800.15	1,931,211.88	0.00	0.00	7,066,588.27	8,997,800.15	435,820.00	2,965,000.45	3,547,836.00	1,965,212.77	8,913,869.22
310100100007000	Early Language Literacy and Numeracy													
	MOOE	0.00	4,040.00	4,040.00	0.00	0.00	0.00	4,040.00	4,040.00	0.00	0.00	4,040.00	0.00	4,040.00
Total		0.00	4,040.00	4,040.00	0.00	0.00	0.00	4,040.00	4,040.00	0.00	0.00	4,040.00	0.00	4,040.00
310100100005000	Development and Promotion of Campus Journalism													
	MOOE	0.00	6,862.88	6,862.88	6,862.88	0.00	0.00	0.00	6,862.88	0.00	0.00	0.00	0.00	0.00
Total		0.00	6,862.88	6,862.88	6,862.88	0.00	0.00	0.00	6,862.88	0.00	0.00	0.00	0.00	0.00
310100100001000	National Assessment Systems for Basic Education													
	MOOE	0.00	2,283,218.28	2,283,218.28	99,586.28	0.00	0.00	2,183,632.00	2,283,218.28	0.00	48,265.00	392,257.28	1,821,184.40	2,261,716.68
Total		0.00	2,283,218.28	2,283,218.28	99,586.28	0.00	0.00	2,183,632.00	2,283,218.28	0.00	48,265.00	392,257.28	1,821,184.40	2,261,716.68
BASIC EDUCATION INPUTS PROGRAM														
310200100003000	(LTE-TVE) Learning Tools and Equipment													
	MOOE	0.00	3,742,224.00	3,742,224.00	3,742,224.00	0.00	0.00	0.00	3,742,224.00	0.00	0.00	3,489,216.00	253,008.00	3,742,224.00
Total		0.00	3,742,224.00	3,742,224.00	3,742,224.00	0.00	0.00	0.00	3,742,224.00	0.00	0.00	3,489,216.00	253,008.00	3,742,224.00
310200100004000	Textbooks and other Instructional Materials													
	MOOE	0.00	198,399.00	198,399.00	8,399.00	0.00	0.00	190,000.00	198,399.00	36,000.00	0.00	137,532.00	0.00	173,532.00
Total		0.00	198,399.00	198,399.00	8,399.00	0.00	0.00	190,000.00	198,399.00	36,000.00	0.00	137,532.00	0.00	173,532.00
310200100005000	Computerization Program													
	MOOE	0.00	250.00	250.00	250.00	0.00	0.00	0.00	250.00	0.00	0.00	0.00	0.00	0.00
	CO	0.00	450,000.00	450,000.00	0.00	0.00	0.00	450,000.00	450,000.00	0.00	0.00	0.00	439,600.00	439,600.00
Total		0.00	450,250.00	450,250.00	250.00	0.00	0.00	450,000.00	450,250.00	0.00	0.00	0.00	439,600.00	439,600.00
310200100006000	BEFF - Rehabilitation, Renovation, Repair of School Buildings and Water and Sanitation Facilities													
	CO	0.00	657,745.64	657,745.64	657,745.64	0.00	0.00	0.00	657,745.64	0.00	657,000.00	0.00	0.00	657,000.00
Total		0.00	657,745.64	657,745.64	657,745.64	0.00	0.00	0.00	657,745.64	0.00	657,000.00	0.00	0.00	657,000.00
INCLUSIVE EDUCATION PROGRAM														
310300100005000	Special Needs Education Program													
	MOOE	0.00	40,000.00	40,000.00	0.00	0.00	0.00	40,000.00	40,000.00	0.00	0.00	18,441.24	17,893.00	36,334.24
Total		0.00	40,000.00	40,000.00	0.00	0.00	0.00	40,000.00	40,000.00	0.00	0.00	18,441.24	17,893.00	36,334.24

CONSOLIDATED STATEMENT OF APPROPRIATIONS, ALLOTMENTS, OBLIGATIONS, DISBURSEMENTS AND BALANCES

For the Period: 01-Jan-25 31-Dec-25

FAR No. 1
By Program/Project/Activity
By Allotment Class

Department: 07 - Department of Education
Agency: 001 - Office of the Secretary
Operating Unit: Division of Valenzuela
Division: Valenzuela City
Region: National Capital Region
Organizational Code (UACS): 070010813016
Funding Source Code: 01 102101

Regular Appropriations
Continuing Appropriations

UACS CODE / PARTICULARS	CURRENT YEAR DISBURSEMENTS					BALANCES		UNPAID OBLIGATIONS	
	1st Qtr Ending March 31	2nd Qtr Ending June 30	3rd Qtr Ending September 30	4th Qtr Ending December 31	Total Disbursements	Unreleased Appropriations	Unobligated Allotment	Due and Demandable	Not Yet Due and Demandable
EDUCATION POLICY DEVELOPMENT PROGRAM									
310100100003000	Basic Education Curriculum								
MOOE	435,820.00	1,628,593.00	4,884,243.45	902,909.77	7,851,566.22	0.00	83,930.93	1,062,303.00	0.00
Total	435,820.00	1,628,593.00	4,884,243.45	902,909.77	7,851,566.22	0.00	83,930.93	1,062,303.00	0.00
310100100007000	Early Language Literacy and Numeracy								
MOOE	0.00	0.00	4,040.00	0.00	4,040.00	0.00	0.00	0.00	0.00
Total	0.00	0.00	4,040.00	0.00	4,040.00	0.00	0.00	0.00	0.00
310100100005000	Development and Promotion of Campus Journalism								
MOOE	0.00	0.00	0.00	0.00	0.00	0.00	6,862.88	0.00	0.00
Total	0.00	0.00	0.00	0.00	0.00	0.00	6,862.88	0.00	0.00
310100100001000	National Assessment Systems for Basic Education								
MOOE	0.00	48,265.00	379,671.28	12,586.00	440,522.28	0.00	21,511.60	1,821,184.40	0.00
Total	0.00	48,265.00	379,671.28	12,586.00	440,522.28	0.00	21,511.60	1,821,184.40	0.00
BASIC EDUCATION INPUTS PROGRAM									
310200100003000	(LTE-TVE) Learning Tools and Equipment								
MOOE	0.00	0.00	3,489,216.00	253,008.00	3,742,224.00	0.00	0.00	0.00	0.00
Total	0.00	0.00	3,489,216.00	253,008.00	3,742,224.00	0.00	0.00	0.00	0.00
310200100004000	Textbooks and other Instructional Materials								
MOOE	36,000.00	0.00	137,532.00	0.00	173,532.00	0.00	24,867.00	0.00	0.00
Total	36,000.00	0.00	137,532.00	0.00	173,532.00	0.00	24,867.00	0.00	0.00
310200100005000	Computerization Program								
MOOE	0.00	0.00	0.00	0.00	0.00	0.00	250.00	0.00	0.00
CO	0.00	0.00	0.00	0.00	0.00	0.00	10,400.00	439,600.00	0.00
Total	0.00	0.00	0.00	0.00	0.00	0.00	10,650.00	439,600.00	0.00
310200100006000	BEFF - Rehabilitation, Renovation, Repair of School Buildings and Water and Sanitation Facilities								
CO	0.00	0.00	657,000.00	0.00	657,000.00	0.00	745.64	0.00	0.00
Total	0.00	0.00	657,000.00	0.00	657,000.00	0.00	745.64	0.00	0.00
INCLUSIVE EDUCATION PROGRAM									
310300100005000	Special Needs Education Program								
MOOE	0.00	0.00	18,441.24	0.00	18,441.24	0.00	3,665.76	17,893.00	0.00
Total	0.00	0.00	18,441.24	0.00	18,441.24	0.00	3,665.76	17,893.00	0.00

CONSOLIDATED STATEMENT OF APPROPRIATIONS, ALLOTMENTS, OBLIGATIONS, DISBURSEMENTS AND BALANCES

For the Period: 01-Jan-25 — 31-Dec-25

FAR No. 1
By Program/Project/Activity
By Allotment Class

Department: 07 - Department of Education
 Agency: 001 - Office of the Secretary
 Operating Unit: Division of Valenzuela
 Division: Valenzuela City
 Region: National Capital Region
 Organizational Code (UACS): 070010813016
 Funding Source Code: 01 102101

Regular Appropriations
Continuing Appropriations

UACS CODE / PARTICULARS	APPROPRIATIONS			ALLOTMENTS					CURRENT YEAR OBLIGATIONS				
	Authorized Appropriations	Adjustments (Transfer To)/From Realignment	Adjusted Appropriations	Allotments Received	Adjustments (Withdrawal, Realignment)	Transfer To	Transfer From	Adjusted Total Allotments	1st Qtr Ending March 31	2nd Qtr Ending June 30	3rd Qtr Ending September 30	4th Qtr Ending December 31	Total Obligations
310300100004000 Madrasah Education Program													
MOOE	0.00	7,740.91	7,740.91	7,740.91	0.00	0.00	0.00	7,740.91	2,065.00	5,675.91	0.00	0.00	7,740.91
Total	0.00	7,740.91	7,740.91	7,740.91	0.00	0.00	0.00	7,740.91	2,065.00	5,675.91	0.00	0.00	7,740.91
310300100003000 (FLO - ADM) Flexible Learning Options - Alternative Delivery Mode (ADM)													
MOOE	0.00	17,881.54	17,881.54	17,881.54	0.00	0.00	0.00	17,881.54	0.00	0.00	16,720.00	0.00	16,720.00
Total	0.00	17,881.54	17,881.54	17,881.54	0.00	0.00	0.00	17,881.54	0.00	0.00	16,720.00	0.00	16,720.00
310300100003000 (FLO - ALS) Flexible Learning Options - Alternative Learning System (ALS)													
MOOE	0.00	618,909.89	618,909.89	362,453.69	0.00	0.00	256,456.20	618,909.89	316,240.40	282,605.20	2,120.00	6,815.00	607,780.60
Total	0.00	618,909.89	618,909.89	362,453.69	0.00	0.00	256,456.20	618,909.89	316,240.40	282,605.20	2,120.00	6,815.00	607,780.60
SUPPORT TO SCHOOLS AND LEARNERS PROGRAM													
310400100001000 School-Based Feeding Program (SBFP)													
MOOE	0.00	5,129,452.97	5,129,452.97	5,126,472.97	0.00	0.00	2,980.00	5,129,452.97	4,043,147.48	334,479.48	542,234.00	204,753.50	5,124,614.46
Total	0.00	5,129,452.97	5,129,452.97	5,126,472.97	0.00	0.00	2,980.00	5,129,452.97	4,043,147.48	334,479.48	542,234.00	204,753.50	5,124,614.46
310400100002000 Operation of Schools - Elementary (Kinder to Grade 6)													
MOOE	0.00	639,000.00	639,000.00	0.00	0.00	0.00	639,000.00	639,000.00	0.00	0.00	639,000.00	0.00	639,000.00
Total	0.00	639,000.00	639,000.00	0.00	0.00	0.00	639,000.00	639,000.00	0.00	0.00	639,000.00	0.00	639,000.00
310400100003000 Operation of Schools - Junior High School (Grade 7 to Grade 10)													
MOOE	0.00	1,100,520.44	1,100,520.44	700,520.44	0.00	0.00	400,000.00	1,100,520.44	223,872.89	5,456.55	402,999.53	429,833.30	1,062,162.27
Total	0.00	1,100,520.44	1,100,520.44	700,520.44	0.00	0.00	400,000.00	1,100,520.44	223,872.89	5,456.55	402,999.53	429,833.30	1,062,162.27
310400100004000 Operation of Schools - Senior High School (Grade 11 to Grade 12)													
MOOE	0.00	1,555,464.16	1,555,464.16	498,464.16	0.00	0.00	1,057,000.00	1,555,464.16	47,956.76	90,776.65	663,785.49	700,199.96	1,502,718.86
Total	0.00	1,555,464.16	1,555,464.16	498,464.16	0.00	0.00	1,057,000.00	1,555,464.16	47,956.76	90,776.65	663,785.49	700,199.96	1,502,718.86
310400100010000 Grant of Cash Allowance													
MOOE	0.00	170,500.00	170,500.00	170,500.00	0.00	0.00	0.00	170,500.00	14,500.00	156,000.00	0.00	0.00	170,500.00
Total	0.00	170,500.00	170,500.00	170,500.00	0.00	0.00	0.00	170,500.00	14,500.00	156,000.00	0.00	0.00	170,500.00
EDUCATION HUMAN RESOURCE DEVELOPMENT PROGRAM"													
310500100002000 Teacher Quality and Development Program													
MOOE	0.00	19,500.00	19,500.00	0.00	0.00	0.00	19,500.00	19,500.00	0.00	0.00	3,840.00	0.00	3,840.00
Total	0.00	19,500.00	19,500.00	0.00	0.00	0.00	19,500.00	19,500.00	0.00	0.00	3,840.00	0.00	3,840.00
310500100001000 Human resource development for personnel in schools and learning centers													
MOOE	0.00	888,246.10	888,246.10	731,545.10	0.00	0.00	156,701.00	888,246.10	140,000.00	362,795.60	26,583.40	332,581.00	861,960.00

CONSOLIDATED STATEMENT OF APPROPRIATIONS, ALLOTMENTS, OBLIGATIONS, DISBURSEMENTS AND BALANCES

For the Period: **01-Jan-25** to **31-Dec-25**

FAR No. 1
By Program/Project/Activity
By Allotment Class

Department: **07 - Department of Education**
 Agency: **001 - Office of the Secretary**
 Operating Unit: **Division of Valenzuela**
 Division: **Valenzuela City**
 Region: **National Capital Region**
 Organizational Code (UACS): **070010813016**
 Funding Source Code: **01 102101**

Regular Appropriations
Continuing Appropriations

UACS CODE / PARTICULARS	CURRENT YEAR DISBURSEMENTS					BALANCES		UNPAID OBLIGATIONS	
	1st Qtr Ending March 31	2nd Qtr Ending June 30	3rd Qtr Ending September 30	4th Qtr Ending December 31	Total Disbursements	Unreleased Appropriations	Unobligated Allotment	Due and Demandable	Not Yet Due and Demandable
310300100004000 Madrasah Education Program									
MOOE	2,065.00	5,675.91	0.00	0.00	7,740.91	0.00	0.00	0.00	0.00
Total	2,065.00	5,675.91	0.00	0.00	7,740.91	0.00	0.00	0.00	0.00
310300100003000 (FLO - ADM) Flexible Learning Options - Alternative Delivery Mode (ADM)									
MOOE	0.00	0.00	0.00	16,720.00	16,720.00	0.00	1,161.54	0.00	0.00
Total	0.00	0.00	0.00	16,720.00	16,720.00	0.00	1,161.54	0.00	0.00
310300100003000 (FLO - ALS) Flexible Learning Options - Alternative Learning System (ALS)									
MOOE	268,713.00	330,132.60	2,120.00	6,815.00	607,780.60	0.00	11,129.29	0.00	0.00
Total	268,713.00	330,132.60	2,120.00	6,815.00	607,780.60	0.00	11,129.29	0.00	0.00
SUPPORT TO SCHOOLS AND LEARNERS PROGRAM									
310400100001000 School-Based Feeding Program (SBFP)									
MOOE	117,192.28	4,260,434.68	542,234.00	169,099.00	5,088,959.96	0.00	4,838.51	35,654.50	0.00
Total	117,192.28	4,260,434.68	542,234.00	169,099.00	5,088,959.96	0.00	4,838.51	35,654.50	0.00
310400100002000 Operation of Schools - Elementary (Kinder to Grade 6)									
MOOE	0.00	0.00	639,000.00	0.00	639,000.00	0.00	0.00	0.00	0.00
Total	0.00	0.00	639,000.00	0.00	639,000.00	0.00	0.00	0.00	0.00
310400100003000 Operation of Schools - Junior High School (Grade 7 to Grade 10)									
MOOE	223,872.89	5,456.55	402,999.53	429,833.30	1,062,162.27	0.00	38,358.17	0.00	0.00
Total	223,872.89	5,456.55	402,999.53	429,833.30	1,062,162.27	0.00	38,358.17	0.00	0.00
310400100004000 Operation of Schools - Senior High School (Grade 11 to Grade 12)									
MOOE	47,956.76	90,776.65	414,785.49	949,199.96	1,502,718.86	0.00	52,745.30	0.00	0.00
Total	47,956.76	90,776.65	414,785.49	949,199.96	1,502,718.86	0.00	52,745.30	0.00	0.00
310400100010000 Grant of Cash Allowance									
MOOE	14,500.00	156,000.00	0.00	0.00	170,500.00	0.00	0.00	0.00	0.00
Total	14,500.00	156,000.00	0.00	0.00	170,500.00	0.00	0.00	0.00	0.00
EDUCATION HUMAN RESOURCE DEVELOPMENT PROGRAM"									
310500100002000 Teacher Quality and Development Program									
MOOE	0.00	0.00	3,840.00	0.00	3,840.00	0.00	15,660.00	0.00	0.00
Total	0.00	0.00	3,840.00	0.00	3,840.00	0.00	15,660.00	0.00	0.00
310500100001000 Human resource development for personnel in schools and learning centers									
MOOE	140,000.00	358,820.00	30,559.00	42,231.00	571,610.00	0.00	26,286.10	290,350.00	0.00

CONSOLIDATED STATEMENT OF APPROPRIATIONS, ALLOTMENTS, OBLIGATIONS, DISBURSEMENTS AND BALANCES

For the Period: —

FAR No. 1
By Program/Project/Activity
By Allotment Class

Department: 07 - Department of Education
Agency: 001 - Office of the Secretary
Operating Unit: Division of Valenzuela
Division: Valenzuela City
Region: National Capital Region
Organizational Code (UACS): 070010813016
Funding Source Code: 01 102101

Regular Appropriations
Continuing Appropriations

UACS CODE / PARTICULARS	APPROPRIATIONS			ALLOTMENTS					CURRENT YEAR OBLIGATIONS				
	Authorized Appropriations	Adjustments (Transfer To)/From Realignment	Adjusted Appropriations	Allotments Received	Adjustments (Withdrawal, Realignment)	Transfer To	Transfer From	Adjusted Total Allotments	1st Qtr Ending March 31	2nd Qtr Ending June 30	3rd Qtr Ending September 30	4th Qtr Ending December 31	Total Obligations
Total	0.00	888,246.10	888,246.10	731,545.10	0.00	0.00	156,701.00	888,246.10	140,000.00	362,795.60	26,583.40	332,581.00	861,960.00
Total - Regular Appropriations	0.00	31,969,898.39	31,969,898.39	15,681,724.52	0.00	0.00	16,288,173.87	31,969,898.39	5,918,326.53	5,164,398.84	11,751,396.73	8,789,981.04	31,624,103.14
Total - Continuing Appropriations	0.00	31,969,898.39	31,969,898.39	15,681,724.52	0.00	0.00	16,288,173.87	31,969,898.39	5,918,326.53	5,164,398.84	11,751,396.73	8,789,981.04	31,624,103.14
Grand Total	0.00	31,969,898.39	31,969,898.39	15,681,724.52	0.00	0.00	16,288,173.87	31,969,898.39	5,918,326.53	5,164,398.84	11,751,396.73	8,789,981.04	31,624,103.14
MOOE	0.00	30,862,152.75	30,862,152.75	15,023,978.88	0.00	0.00	15,838,173.87	30,862,152.75	5,918,326.53	4,507,398.84	11,751,396.73	8,350,381.04	30,527,503.14
CO	0.00	1,107,745.64	1,107,745.64	657,745.64	0.00	0.00	450,000.00	1,107,745.64	0.00	657,000.00	0.00	439,600.00	1,096,600.00

CONSOLIDATED STATEMENT OF APPROPRIATIONS, ALLOTMENTS, OBLIGATIONS, DISBURSEMENTS AND BALANCES

For the Period: 01-Jan-25 31-Dec-25

FAR No. 1
By Program/Project/Activity
By Allotment Class

Department: 07 - Department of Education
 Agency: 001 - Office of the Secretary
 Operating Unit: Division of Valenzuela
 Division: Valenzuela City
 Region: National Capital Region
 Organizational Code (UACS): 070010813016
 Funding Source Code: 01 102101


Regular Appropriations
Continuing Appropriations

UACS CODE / PARTICULARS	CURRENT YEAR DISBURSEMENTS					BALANCES		UNPAID OBLIGATIONS	
	1st Qtr Ending March 31	2nd Qtr Ending June 30	3rd Qtr Ending September 30	4th Qtr Ending December 31	Total Disbursements	Unreleased Appropriations	Unobligated Allotment	Due and Demandable	Not Yet Due and Demandable
Total	140,000.00	358,820.00	30,559.00	42,231.00	571,610.00	0.00	26,286.10	290,350.00	0.00
Total - Regular Appropriations	1,731,185.43	7,330,851.89	12,299,434.78	4,694,845.80	26,056,317.90	0.00	345,795.25	5,567,785.24	0.00
Total -Continuing Appropriations	1,731,185.43	7,330,851.89	12,299,434.78	4,694,845.80	26,056,317.90	0.00	345,795.25	5,567,785.24	0.00
Grand Total	1,731,185.43	7,330,851.89	12,299,434.78	4,694,845.80	26,056,317.90	0.00	345,795.25	5,567,785.24	0.00
MOOE	1,731,185.43	7,330,851.89	11,642,434.78	4,694,845.80	25,399,317.90	0.00	334,649.61	5,128,185.24	0.00
CO	0.00	0.00	657,000.00	0.00	657,000.00	0.00	11,145.64	439,600.00	0.00

Certified Correct:


LANI D. AGMATA
 Budget Officer III

Noted by:


NOEL D. BAGANO
 Schools Division Superintendent

CONSOLIDATED STATEMENT OF APPROPRIATIONS, ALLOTMENTS, OBLIGATIONS, DISBURSEMENTS AND BALANCES

For the Period: 01-Jan-25 31-Dec-25

FAR No. 1
By Program/Project/Activity
By Allotment Class

Department: 07 - Department of Education
 Agency: 001 - Office of the Secretary
 Operating Unit: Division of Valenzuela
 Division: Valenzuela City
 Region: National Capital Region
 Organizational Code (UACS): 070010813016
 Funding Source Code: 01 101406

Special Purpose Fund
Current Appropriations

UACS CODE / PARTICULARS	APPROPRIATIONS			ALLOTMENTS					CURRENT YEAR OBLIGATIONS				
	Authorized Appropriations	Adjustments (Transfer To)/From Realignment	Adjusted Appropriations	Allotments Received	Adjustments (Withdrawal, Realignment)	Transfer To	Transfer From	Adjusted Total Allotments	1st Qtr Ending March 31	2nd Qtr Ending June 30	3rd Qtr Ending September 30	4th Qtr Ending December 31	Total Obligations
I. CURRENT YEAR BUDGET/APPROPRIATIONS													
General Administration and Support (GAS)													
100000100001002	MPBF - General Management and Supervision - Division Office - Proper												
PS	0.00	82,925,092.00	82,925,092.00	0.00	82,925,092.00	0.00	0.00	82,925,092.00	940,000.00	940,000.00	0.00	81,029,876.86	82,909,876.86
Total	0.00	82,925,092.00	82,925,092.00	0.00	82,925,092.00	0.00	0.00	82,925,092.00	940,000.00	940,000.00	0.00	81,029,876.86	82,909,876.86
Support to Operations (STO)													
200000100006000	MPBF - Learner Support Programs												
PS	0.00	238,000.00	238,000.00	0.00	238,000.00	0.00	0.00	238,000.00	119,000.00	119,000.00	0.00	0.00	238,000.00
Total	0.00	238,000.00	238,000.00	0.00	238,000.00	0.00	0.00	238,000.00	119,000.00	119,000.00	0.00	0.00	238,000.00
Operations													
EDUCATION POLICY DEVELOPMENT PROGRAM													
310100100004000	MPBF - Curricular Programs, Learning Management Models, Standards and Strategy Development												
PS	0.00	2,291,000.00	2,291,000.00	0.00	2,291,000.00	0.00	0.00	2,291,000.00	1,145,500.00	1,145,500.00	0.00	0.00	2,291,000.00
Total	0.00	2,291,000.00	2,291,000.00	0.00	2,291,000.00	0.00	0.00	2,291,000.00	1,145,500.00	1,145,500.00	0.00	0.00	2,291,000.00
310100100002000	MPBF - Policy and Research Program												
PS	0.00	865,000.00	865,000.00	0.00	865,000.00	0.00	0.00	865,000.00	432,500.00	432,500.00	0.00	0.00	865,000.00
Total	0.00	865,000.00	865,000.00	0.00	865,000.00	0.00	0.00	865,000.00	432,500.00	432,500.00	0.00	0.00	865,000.00
SUPPORT TO SCHOOLS AND LEARNERS PROGRAM													
310400100002000	MPBF - Operation of Schools - Elementary (Kinder to Grade 6)												
PS	0.00	112,840,000.00	112,840,000.00	0.00	112,840,000.00	0.00	0.00	112,840,000.00	4,452,387.19	70,195,660.97	38,191,951.84	0.00	112,840,000.00
Total	0.00	112,840,000.00	112,840,000.00	0.00	112,840,000.00	0.00	0.00	112,840,000.00	4,452,387.19	70,195,660.97	38,191,951.84	0.00	112,840,000.00
310400100003000	MPBF - Operation of Schools - Junior High School (Grade 7 to Grade 10)												
PS	0.00	99,130,000.00	99,130,000.00	0.00	99,130,000.00	0.00	0.00	99,130,000.00	4,036,489.95	37,865,409.87	44,974,058.90	12,165,164.89	99,041,123.61
Total	0.00	99,130,000.00	99,130,000.00	0.00	99,130,000.00	0.00	0.00	99,130,000.00	4,036,489.95	37,865,409.87	44,974,058.90	12,165,164.89	99,041,123.61
310400100003000	MPBF - Operation of Schools - Senior High School (Grade 11 to Grade 12)												
PS	0.00	20,851,000.00	20,851,000.00	0.00	20,851,000.00	0.00	0.00	20,851,000.00	2,503,518.87	15,752,832.58	2,594,648.55	0.00	20,851,000.00
Total	0.00	20,851,000.00	20,851,000.00	0.00	20,851,000.00	0.00	0.00	20,851,000.00	2,503,518.87	15,752,832.58	2,594,648.55	0.00	20,851,000.00
Total - Special Purpose Fund	0.00	319,140,092.00	319,140,092.00	0.00	319,140,092.00	0.00	0.00	319,140,092.00	13,629,396.01	126,450,903.42	85,760,659.29	93,195,041.75	319,036,000.47

CONSOLIDATED STATEMENT OF APPROPRIATIONS, ALLOTMENTS, OBLIGATIONS, DISBURSEMENTS AND BALANCES

FAR No. 1
By Program/Project/Activity
By Allotment Class

For the Period: 01-Jan-25 to 31-Dec-25

Department: 07 - Department of Education
 Agency: 001 - Office of the Secretary
 Operating Unit: Division of Valenzuela
 Division: Valenzuela City
 Region: National Capital Region
 Organizational Code (UACS): 070010813016
 Funding Source Code: 01 101406

Special Purpose Fund
Current Appropriations

UACS CODE / PARTICULARS	CURRENT YEAR DISBURSEMENTS					BALANCES		UNPAID OBLIGATIONS	
	1st Qtr Ending March 31	2nd Qtr Ending June 30	3rd Qtr Ending September 30	4th Qtr Ending December 31	Total Disbursements	Unreleased Appropriations	Unobligated Allotment	Due and Demandable	Not Yet Due and Demandable
I. CURRENT YEAR BUDGET/APPROPRIATIONS									
General Administration and Support (GAS)									
100000100001002 MPBF - General Management and Supervision - Division Office - Proper									
PS	940,000.00	940,000.00	0.00	80,936,991.48	82,816,991.48	0.00	15,215.14	92,885.38	0.00
Total	940,000.00	940,000.00	0.00	80,936,991.48	82,816,991.48	0.00	15,215.14	92,885.38	0.00
Support to Operations (STO)									
200000100006000 MPBF - Learner Support Programs									
PS	119,000.00	119,000.00	0.00	0.00	238,000.00	0.00	0.00	0.00	0.00
Total	119,000.00	119,000.00	0.00	0.00	238,000.00	0.00	0.00	0.00	0.00
Operations									
EDUCATION POLICY DEVELOPMENT PROGRAM									
310100100004000 MPBF - Curricular Programs, Learning Management Models, Standards and Strategy Development									
PS	1,145,500.00	1,145,500.00	0.00	0.00	2,291,000.00	0.00	0.00	0.00	0.00
Total	1,145,500.00	1,145,500.00	0.00	0.00	2,291,000.00	0.00	0.00	0.00	0.00
310100100002000 MPBF - Policy and Research Program									
PS	432,500.00	432,500.00	0.00	0.00	865,000.00	0.00	0.00	0.00	0.00
Total	432,500.00	432,500.00	0.00	0.00	865,000.00	0.00	0.00	0.00	0.00
SUPPORT TO SCHOOLS AND LEARNERS PROGRAM									
310400100002000 MPBF - Operation of Schools - Elementary (Kinder to Grade 6)									
PS	4,452,387.19	70,195,660.97	38,191,951.84	0.00	112,840,000.00	0.00	0.00	0.00	0.00
Total	4,452,387.19	70,195,660.97	38,191,951.84	0.00	112,840,000.00	0.00	0.00	0.00	0.00
310400100003000 MPBF - Operation of Schools - Junior High School (Grade 7 to Grade 10)									
PS	4,036,489.95	37,865,409.87	44,974,058.90	12,165,164.89	99,041,123.61	0.00	88,876.39	0.00	0.00
Total	4,036,489.95	37,865,409.87	44,974,058.90	12,165,164.89	99,041,123.61	0.00	88,876.39	0.00	0.00
310400100003000 MPBF - Operation of Schools - Senior High School (Grade 11 to Grade 12)									
PS	2,503,518.87	15,752,832.58	2,594,648.55	0.00	20,851,000.00	0.00	0.00	0.00	0.00
Total	2,503,518.87	15,752,832.58	2,594,648.55	0.00	20,851,000.00	0.00	0.00	0.00	0.00
Total - Special Purpose Fund	13,629,396.01	126,450,903.42	85,760,659.29	93,102,156.37	318,943,115.09	0.00	104,091.53	92,885.38	0.00

CONSOLIDATED STATEMENT OF APPROPRIATIONS, ALLOTMENTS, OBLIGATIONS, DISBURSEMENTS AND BALANCES

For the Period: 01-Jan-25 31-Dec-25

FAR No. 1
By Program/Project/Activity
By Allotment Class

Department: 07 - Department of Education
 Agency: 001 - Office of the Secretary
 Operating Unit: Division of Valenzuela
 Division: Valenzuela City
 Region: National Capital Region
 Organizational Code (UACS): 070010813016
 Funding Source Code: 01 101406

Special Purpose Fund
Current Appropriations

UACS CODE / PARTICULARS	APPROPRIATIONS			ALLOTMENTS					CURRENT YEAR OBLIGATIONS				
	Authorized Appropriations	Adjustments (Transfer To)/From Realignment	Adjusted Appropriations	Allotments Received	Adjustments (Withdrawal, Realignment)	Transfer To	Transfer From	Adjusted Total Allotments	1st Qtr Ending March 31	2nd Qtr Ending June 30	3rd Qtr Ending September 30	4th Qtr Ending December 31	Total Obligations
Total - Current Appropriations	0.00	319,140,092.00	319,140,092.00	0.00	319,140,092.00	0.00	0.00	319,140,092.00	13,629,396.01	126,450,903.42	85,760,659.29	93,195,041.75	319,036,000.47
Grand Total	0.00	319,140,092.00	319,140,092.00	0.00	319,140,092.00	0.00	0.00	319,140,092.00	13,629,396.01	126,450,903.42	85,760,659.29	93,195,041.75	319,036,000.47
PS	0.00	319,140,092.00	319,140,092.00	0.00	319,140,092.00	0.00	0.00	319,140,092.00	13,629,396.01	126,450,903.42	85,760,659.29	93,195,041.75	319,036,000.47
01 MFO 01	0.00	0.00	0.00	0.00	0.00	0.00	0.00	0.00	0.00	0.00	0.00	0.00	0.00

CONSOLIDATED STATEMENT OF APPROPRIATIONS, ALLOTMENTS, OBLIGATIONS, DISBURSEMENTS AND BALANCES

For the Period: 01-Jan-25 31-Dec-25

FAR No. 1
By Program/Project/Activity
By Allotment Class

Department: 07 - Department of Education
 Agency: 001 - Office of the Secretary
 Operating Unit: Division of Valenzuela
 Division: Valenzuela City
 Region: National Capital Region
 Organizational Code (UACS): 070010813016
 Funding Source Code: 01 101406


Special Purpose Fund
Current Appropriations

UACS CODE / PARTICULARS	CURRENT YEAR DISBURSEMENTS					BALANCES		UNPAID OBLIGATIONS	
	1st Qtr Ending March 31	2nd Qtr Ending June 30	3rd Qtr Ending September 30	4th Qtr Ending December 31	Total Disbursements	Unreleased Appropriations	Unobligated Allotment	Due and Demandable	Not Yet Due and Demandable
Total -Current Appropriations	13,629,396.01	126,450,903.42	85,760,659.29	93,102,156.37	318,943,115.09	0.00	104,091.53	92,885.38	0.00
Grand Total	13,629,396.01	126,450,903.42	85,760,659.29	93,102,156.37	318,943,115.09	0.00	104,091.53	92,885.38	0.00
IPS	13,629,396.01	126,450,903.42	85,760,659.29	93,102,156.37	318,943,115.09	0.00	104,091.53	92,885.38	0.00
MFO 01	0.00	0.00	0.00	0.00	0.00	0.00	0.00	0.00	0.00

Certified Correct:


LAM D. AGMATA
 Budget Officer III

Noted by:


NOEL D. BARRANO
 Schools Division Superintendent